

# City of Berkeley

**Program Year 2016  
(July 1, 2016 – June 30, 2017)  
Consolidated Annual Performance  
and Evaluation Report (CAPER)**

**Prepared by the City of Berkeley  
Health, Housing and Community Services Department  
for the U.S. Department of Housing and Urban Development**

September 30, 2017

## Table of Contents

CR-05 Goals and Outcomes .....	3
CR-10 Racial and Ethnic Composition of Persons/Households/Families Assisted .....	8
CR-15 Resources and Investments.....	9
Leveraging.....	10
CR-20 Affordable Housing .....	15
CR-25 Homeless and Other Special Needs .....	18
CR-30 Public Housing .....	22
CR-35 Other Actions Taken .....	24
CR-40 Monitoring .....	28
Citizen Participation .....	29
CR-45 CDBG .....	30
CR-50 HOME .....	31
CR-60 ESG Subrecipient Information.....	33
CR-65 ESG Persons Assisted.....	35
CR-70 ESG Assistance Provided and Outcomes.....	38
CR-75 ESG Expenditures .....	39

### ATTACHMENTS:

1. PR 03 – CDBG Activity Summary Report
2. PR 23 – Summary of Accomplishments
3. PR 26 –CDBG Financial Summary Report
4. Continuum of Care: EveryOne Home Systemwide Outcomes and Efficiency Measures for ESG funds.

## CR-05 - Goals and Outcomes

### Progress the jurisdiction has made in carrying out its strategic plan and its action plan.

#### 91.520(a)

This could be an overview that includes major initiatives and highlights that were proposed and executed throughout the program year.

Program Year (PY) 2016 is the second year of the five year strategic plan. In PY 2016, the City of Berkeley received \$2,476,078 in Community Development Block Grant (CDBG), \$588,201 in HOME, and \$220,578 in Emergency Solutions Grant funds. An additional \$787,753 in program income and \$250,000 in prior years' carryover added to the CDBG resources available. An additional \$20,000 in HOME program income was also available. The City used its adopted Public Participation Plan to encourage community input into funding priorities and proposed funding allocations for a variety of housing, homeless, and community development activities. In PY 2016, the City continued to invest a significant amount of City General Funds into related priorities. Major highlights executed in PY16 in the four goal areas include:

**Affordable Housing Supply and Quality:** The City is on track to meet its affordable housing goals outlined in the five-year Strategic Plan. Resources for Community Development completed the City-funded rehabilitation of William Byron Rumford Senior Plaza, a 43-unit property. The City committed \$835,000 in local predevelopment funding to Berkeley Way, a development proposed to combine affordable housing, permanent supportive housing, and a temporary housing for the homeless. Additionally, Grayson Street Apartments, a proposed project on a site acquired with CDBG, obtained necessary funding and is poised to go into construction in early PY2017. It will provide 23 new construction affordable units.

**Homeowner Housing Rehab (Single Family Rehabilitation - SFR):** The City's Single Family Rehabilitation program comprised of the City's Senior and/or Disabled Home Loan Program (SDRLP), Center for Independent Living, Community Energy Services Corporation and Rebuilding Together completed significant health and safety repairs for 122 unduplicated households. Additionally, the SDRLP increased the amount of two loans with senior homeowners for health and safety improvements that will be completed in PY17.

**Improve Public Facilities:** Five community facility improvement projects were completed resulting in ADA, health and safety and energy efficiency improvements at facilities that serve low-income adults, seniors and families. Two other projects neared completion resulting in health and safety and ADA upgrades for low-income seniors and children.

**Public Services:** The City funded homeless, employment and fair housing services in PY16. These services combined served 2030 primarily literally homeless people living in Berkeley. The City also allocated CDBG funds to two anti-poverty programs to increase low-income people in Berkeley's access to education and employment. These programs served 66 people in PY16.

**Comparison of the proposed versus actual outcomes for each outcome measure submitted with the consolidated plan and explain, if applicable, why progress was not made toward meeting goals and objectives. 91.520(g)**

Categories, priority levels, funding sources and amounts, outcomes/objectives, goal outcome indicators, units of measure, targets, actual outcomes/outputs, and percentage completed for each of the grantee’s program year goals.

Goal	Category	Source / Amount	Indicator	Unit of Measure	Expected – Strategic Plan	Actual – Strategic Plan	Percent Complete	Expected – Program Year	Actual – Program Year	Percent Complete
Affordable Housing Supply and Quality	Affordable Housing	CDBG: \$ / HOME: \$	Rental units constructed	Household Housing Unit	80	0	0.00%	42	0	0.00%
Affordable Housing Supply and Quality	Affordable Housing	CDBG: \$ / HOME: \$	Rental units rehabilitated	Household Housing Unit	100	240	240.00%	43	43	100.00%
Affordable Housing Supply and Quality	Affordable Housing	CDBG: \$ / HOME: \$	Homeowner Housing Rehabilitated	Household Housing Unit	980	230	23.47%	175	131	74.86%
Homeless Prevention and Rapid Re-Housing	Homeless	ESG: \$	Tenant-based rental assistance / Rapid Rehousing	Households Assisted	125	41	32.80%	25	39	156.00%

Improve Public Facilities and Public Services	Non-Housing Community Development	CDBG: \$	Public Facility or Infrastructure Activities other than Low/Moderate Income Housing Benefit	Persons Assisted	39250	9272	23.62%	2993	2388	79.79%
Improve Public Facilities and Public Services	Non-Housing Community Development	CDBG: \$	Public service activities other than Low/Moderate Income Housing Benefit	Persons Assisted	8650	4546	52.55%	1116	2178	195.16%

**Table 1 - Accomplishments – Program Year & Strategic Plan to Date**

**Assess how the jurisdiction's use of funds, particularly CDBG, addresses the priorities and specific objectives identified in the plan, giving special attention to the highest priority activities identified.**

The City's continued operation of the following programs was key to making progress on goals in PY16:

**Housing Trust Fund:** In PY 16, the rehabilitation of William Byron Rumford Sr. Plaza was completed, exceeding the City's five year goal by rehabilitating a total of 240 units. Two new construction affordable housing projects with federal funding commitments are underway: Harper Crossing and Grayson Apartments. Harper Crossing will be completed in early PY2017 and will provide affordable senior housing. Grayson Apartments will go into construction in early PY2017.

**Single Family Rehab:** The City was able to spend down a total of \$625,000 of the \$1 million CalHome grant awarded to the City in PY11 before the grant period ended in April of PY16. The City continued to fund the Center for Independent Living (CIL) for disabled access and modification services; Community Energy Services Corporation (CESC) for both minor and major repairs and Rebuilding Together for low-income homeowner repairs. These programs served 122 unduplicated households in PY16. These programs continue to take on more complex, and expensive, projects in order to meet the needs of low income homeowners and tenants. In some cases, these complex projects have resulted in serving fewer households than expected. The City meets quarterly with its Single Family Rehab community agency partners to strategize about ways to increase coordination of services delivered.

**Public Facility Improvements:** In PY16, the City completed five community facility improvement projects benefiting almost 2,400 low-income Berkeley residents. The Community Facility Improvement goal for persons assisted is based on assisting programs that typically have medium to high volume of program participants. In PY16, the projects completed had fewer participants resulting in the City achieving only 80% of the outcome goal. In PY17, the City will allocate \$959,098 in CDBG funds for community facilities projects. Starting in the summer of 2017 applicants will apply for funding through a rolling application process. Additional funds were allocated for Rebuilding Together to continue operating their community facilities improvement program and Housing and Community Services staff to provide project management for these rehabilitation activities.

**Public Services:** January 2016, the City launched its Coordinated Entry System (CES). The CES is a single point of entry into Berkeley's homeless services system prioritizing individuals and families who have been literally homeless for long periods of time and have high service needs. The CES conducts intakes and prioritizes individuals for a variety of Berkeley funded supportive services including rapid rehousing. The CES provides varying levels of service depending on the needs of the individual. The services range from weekly housing clinics to intensive one on one housing placement support services for people who are chronically homeless and have multiple barriers to housing. The CES served 52 people in 39 households with Emergency Solutions Grant Rapid Rehousing Assistance. The City's CES

has two full-time housing specialists working to find and cultivate relationships with landlords willing to rent to lower income tenants, which has resulted in permanent housing placements, though not enough to meet the demand.

The City continued to fund community agencies to operate emergency, transitional, and permanent supportive housing and related services. The City provided \$3.8 million to sustain homeless programs in PY16. This amount was comprised of City General Fund (80%); CDBG (8%); ESG (6%); CSBG 4%; and other local funds (2%).

The City did not meet its housing construction goal in Year 2. Harper Crossing is still under construction, with occupancy projected by September 2017. Funding new construction of affordable housing remains difficult due to high costs in Berkeley as in the rest of the Bay Area, and the limited amount of funds the City has to support housing. The number of Single Family Rehabilitation projects is lower than expected. This is partially due to agencies working on more complex and expensive projects decreasing their ability to serve the expected number of households. See CR-20 Affordable Housing for more challenges related to meeting the City new construction goals.

## CR-10 - Racial and Ethnic composition of families assisted

Describe the families assisted (including the racial and ethnic status of families assisted).

91.520(a)

	CDBG	HOME	ESG
White	1,410	0	8
Black or African American	2,195	9	30
Asian	56	1	0
American Indian or American Native	23	0	0
Native Hawaiian or Other Pacific Islander	19	0	2
<b>Total</b>	<b>3,703</b>	<b>10</b>	<b>40</b>
Hispanic	235	1	3
Not Hispanic	3,468	10	46

Table 2 – Table of assistance to racial and ethnic populations by source of funds

### Narrative

The above CDBG data includes beneficiaries for public services, single family rehabilitation services, community facility improvement projects and William Bryon Rumford tenants. In addition to the 3,703 people listed above, 2,063 identified as Other/Multiracial for a total of 5,744 beneficiaries.

HOME data reflects the occupancy of William Byron Rumford Sr. Plaza's HOME assisted units. In addition to the 10 people listed above, an additional tenant identified as Other/Multiracial for a total of 11 tenants.

ESG data represents 39 households and 52 people. In addition to those listed above, eight identified as multiple races and 4 had missing/refused information.



**CR-15 - Resources and Investments 91.520(a)**

**Identify the resources made available**

Source of Funds	Source	Resources Made Available	Amount Expended During Program Year
CDBG	CDBG	3,286,078	2,183,986
HOME	HOME	611,403	2,248,180
HOPWA	HOPWA	n/a	n/a
ESG	ESG	220,578	143,545
Other	Other		

**Table 3 - Resources Made Available**

**Narrative**

The total amount of HOME funds expended in PY2016 includes resources made available from prior years.

**Identify the geographic distribution and location of investments**

Target Area	Planned Percentage of Allocation	Actual Percentage of Allocation	Narrative Description
BERKELEY	100	100	

**Table 4 – Identify the geographic distribution and location of investments**

## Leveraging

**Explain how federal funds leveraged additional resources (private, state and local funds), including a description of how matching requirements were satisfied, as well as how any publicly owned land or property located within the jurisdiction that were used to address the needs identified in the plan.**

In addition to leveraging at the individual agency level, the City has historically matched the investment of CDBG, HOME, and ESG dollars with the investment of General Funds. In PY16, approximately 65% of the funding for community agency programs came from General Funds. Specifically, of a total of over \$8.1 million invested in community agency contracts,

- Over \$1.6 million were federal funds, including Community Services Block Grant (CSBG).
- More than \$5.2 million were City General Funds
- Over \$1.1 million came from other local sources
- Few if any agencies are largely dependent on City CDBG, ESG or HOME funding to maintain their operations. Most agencies providing community services are non-profit organizations which raise funds from a variety of sources including individual donations, foundation grants, and other governmental sources of funds besides those allocated by the City of Berkeley. Each application for City funding requires both an agency and a program budget so that the diversification of funding sources and leveraging can be evaluated.
- In PY 2016, CDBG-, ESG- and HOME-funded agencies reported a total of \$25,361,794 leveraged funding.

The City has long-term leases of City-owned property with non-profit organizations that address the needs of people who are homeless in Berkeley. Programs operating in leased City-owned properties include:

- Berkeley Food and Housing Project's Men's Overnight Homeless Shelter;
- BOSS' Harrison House Shelter for Homeless men, women and families;
- BOSS' MASC – a homeless daytime Drop-In Center;
- BOSS' Sankofa House – transitional housing for homeless families;
- Women's Daytime Drop-In Center – a homeless daytime center for women and children;  
and
- Women's Daytime Drop-In Center's Bridget House – transitional housing for homeless families.

In PY14, City Council approved a Disposition and Development Agreement (DDA) for 3135 Harper Street, a City-owned property, for development as affordable senior housing by Satellite

Affordable Housing Associates (SAHA). The property ownership was transferred in November 2015 to allow construction to begin.

William Byron Rumford Senior Plaza, which was rehabilitated in PY 2016 using HOME- and CDBG-funds, is on a piece of City-owned property under long term lease. The lease was extended to allow for rehabilitation.

Additionally, the City approved a Disposition and Development Loan Agreement DDA with BRIDGE Housing to redevelop a City-owned surface parking lot at 2012 Berkeley Way as public parking, a homeless shelter and service space, permanent supportive and affordable housing. City staff continue to work with BRIDGE on the project's entitlements and funding.

<b>Fiscal Year Summary – HOME Match</b>	
1. Excess match from prior Federal fiscal year	7,849,428
2. Match contributed during current Federal fiscal year	315,384
3. Total match available for current Federal fiscal year (Line 1 plus Line 2)	8,164,812
4. Match liability for current Federal fiscal year	314,156
5. Excess match carried over to next Federal fiscal year (Line 3 minus Line 4)	7,850,656

**Table 5 – Fiscal Year Summary - HOME Match Report**

<b>Match Contribution for the Federal Fiscal Year</b>								
<b>Project No. or Other ID</b>	<b>Date of Contribution</b>	<b>Cash (non-Federal sources)</b>	<b>Foregone Taxes, Fees, Charges</b>	<b>Appraised Land/Real Property</b>	<b>Required Infrastructure</b>	<b>Site Preparation, Construction Materials, Donated labor</b>	<b>Bond Financing</b>	<b>Total Match</b>
Harper Crossing - Project #193	08/29/2016	278,397	0	0	0	0	0	278,397
William Byron Rumford - Project #815	06/05/2017	36,988	0	0	0	0	0	36,988

**Table 6 – Match Contribution for the Federal Fiscal Year**

<b>Program Income – Enter the program amounts for the reporting period</b>				
<b>Balance on hand at beginning of reporting period</b> \$	<b>Amount received during reporting period</b> \$	<b>Total amount expended during reporting period</b> \$	<b>Amount expended for TBRA</b> \$	<b>Balance on hand at end of reporting period</b> \$
0	\$167,810	\$165,7980	0	\$3,455

**Table 7 – Program Income**

<b>Minority Business Enterprises and Women Business Enterprises Report</b>						
Indicate the number and dollar value of contracts for HOME projects completed during the reporting period						
	Total	Minority Business Enterprises				White Non-Hispanic
		Alaskan Native or American Indian	Asian or Pacific Islander	Black Non-Hispanic	Hispanic	
<b>Contracts</b>						
Dollar Amount	16,479,642	0	0	0	0	16,479,642
Number	2	0	0	0	0	2
<b>Sub-Contracts</b>						
Number	44	0	6	0	3	35
Dollar Amount	10,557,986	0	412,864	0	986,002	9,159,120
	Total	Women Business Enterprises	Male			
<b>Contracts</b>						
Dollar Amount	16,479,642	0	16,479,642			
Number	2	0	2			
<b>Sub-Contracts</b>						
Number	44	6	38			
Dollar Amount	10,557,986	2,977,171	7,580,815			

**Table 8 - Minority Business and Women Business Enterprises**

<b>Minority Owners of Rental Property –</b> Indicate the number of HOME assisted rental property owners and the total amount of HOME funds in these rental properties assisted						
	Total	Minority Property Owners				White Non-Hispanic
		Alaskan Native or American Indian	Asian or Pacific Islander	Black Non-Hispanic	Hispanic	
Number	0	0	0	0	0	0
Dollar Amount	0	0	0	0	0	0

**Table 9 – Minority Owners of Rental Property**

<b>Relocation and Real Property Acquisition</b> – Indicate the number of persons displaced, the cost of relocation payments, the number of parcels acquired, and the cost of acquisition						
Parcels Acquired		0		0		
Businesses Displaced		0		0		
Nonprofit Organizations Displaced		0		0		
Households Temporarily Relocated, not Displaced		0		0		
Households Displaced	Total	Minority Property Enterprises				White Non-Hispanic
		Alaskan Native or American Indian	Asian or Pacific Islander	Black Non-Hispanic	Hispanic	
Number	0	0	0	0	0	0
Cost	0	0	0	0	0	0

**Table 10 – Relocation and Real Property Acquisition**

## CR-20 - Affordable Housing 91.520(b)

Evaluation of the jurisdiction's progress in providing affordable housing, including the number and types of families served, the number of extremely low-income, low-income, moderate-income, and middle-income persons served.

	One-Year Goal	Actual
Number of Homeless households to be provided affordable housing units	0	0
Number of Non-Homeless households to be provided affordable housing units	43	43
Number of Special-Needs households to be provided affordable housing units	0	0
<b>Total</b>	<b>43</b>	<b>43</b>

Table 11 – Number of Households

	One-Year Goal	Actual
Number of households supported through Rental Assistance	0	39
Number of households supported through The Production of New Units	42	0
Number of households supported through Rehab of Existing Units	218	174
Number of households supported through Acquisition of Existing Units	0	0
<b>Total</b>	<b>260</b>	<b>213</b>

Table 12 – Number of Households Supported

Numbers in Table 12 represent households served through ESG rapid rehousing, William Bryon Rumford rehabilitation project and the City's Single Family rehabilitation program.

### Discuss the difference between goals and outcomes and problems encountered in meeting these goals.

The City completed one rehabilitation project in PY16, William Byron Rumford Plaza, a 43-unit, mixed-income family development. The City has funded several projects that are currently underway, and anticipates an additional completion in PY 2017. The most significant challenges facing affordable housing development are the high cost of development and the limited availability of funds. The City is largely built out, and it is difficult for a nonprofit developer to obtain site control and finance a developable site or an existing residential building in need of renovation. State and federal programs like HOME have fewer funds to go around, and competition for the limited funds remains high. Although

there have been some new programs introduced in the past year or two, including the state's Affordable Housing and Sustainable Communities program, the demand for affordable housing funds significantly outpaces the availability. In PY2016, both City of Berkeley and Alameda County voters adopted measures that will increase resources for affordable housing and anti-displacement programs. Alameda County's A1 bond program will start committing funds in PY 2017.

#### PROJECTS WITH FUNDING RESERVATIONS APPROVED

**BERKELEY WAY PARKING LOT:** In 2014, through a Request for Qualification (RFQ) process, the Berkeley City Council selected BRIDGE Housing and Berkeley Food and Housing Project to redevelop a City-owned surface parking lot at 2012 Berkeley Way as public parking, a homeless shelter and service space, permanent supportive and affordable housing. The City also approved a Disposition and Development Agreement for the project in PY15. In PY2016, the City provided a locally funded predevelopment loan of \$835,000 and reserved an additional \$3.1M in local predevelopment funds for the project.

Grayson Street Apartments is a development project planned for 2748 San Pablo Avenue. In July 2013, Satellite Affordable Housing Associates (SAHA) acquired the site using \$1,095,000 in CDBG funds through the Housing Trust Fund. In FY15, the City reserved an additional \$1.4 million in funding and agreed to act as a co-applicant for the state's Affordable Housing and Sustainable Communities (AHSC) program. In PY 2016, SAHA secured AHSC funds and low income housing tax credits. Grayson Street Apartments is expected to start construction in September 2017.

**HARPER CROSSING (FORMER PRINCE HALL ARMS PROJECT).** In July 2012, the City Council selected SAHA as the developer for this City-owned site and approved an option agreement in February 2013 selling the land for \$500. The City entered into a Housing Trust Fund loan for \$1.8 million to develop 42 units of senior housing. In June 2014, the project secured the more than \$17 million necessary to complete the project. SAHA broke ground in December 2015 and occupancy is expected by September 2017.

**NORTHERN CALIFORNIA LAND TRUST (NCLT)** received \$50,000 in local predevelopment funding in PY 2016 and will receive another approximately \$600,000 in local funds in PY 2017 to rehabilitate two of its existing scattered site projects.

**BAY AREA COMMUNITY LAND TRUST (BACLt)** was recommended for \$50,000 in local predevelopment funding in PY 2016 to explore the feasibility of rehabilitating a church-owned property that has been vacant for about 20 years. The City expects to close this loan in PY 2017.

#### **Discuss how these outcomes will impact future annual action plans.**

Grayson Street Apartments and NCLT will start construction in PY 2017 and will eventually add to the City's rehabilitation and new construction accomplishments. BACLt's project may bring long-vacant units back to the market. In PY 2016, the City Council prioritized the full funding of the Berkeley Way project, planned to provide affordable housing, permanent supportive housing, and homeless shelter



and service space. Identifying sufficient funding will be challenging for the City given the project’s large scale and the project will add considerably to the City’s affordable housing inventory once complete.

**Include the number of extremely low-income, low-income, and moderate-income persons served by each activity where information on income by family size is required to determine the eligibility of the activity.**

<b>Number of Households Served</b>	<b>CDBG Actual</b>	<b>HOME Actual</b>
Extremely Low-income	4,744	3
Low-income	1,225	4
Moderate-income	284	4
<b>Total</b>	<b>6,253</b>	<b>11</b>

**Table 13 – Number of Households Served**

The numbers in Table 13 represent households served through the William Bryon Rumford rehabilitation project, City’s Single Family rehabilitation program, Public Services and Community Facility Improvement projects.

## **CR-25 - Homeless and Other Special Needs 91.220(d, e); 91.320(d, e); 91.520(c)**

**Evaluate the jurisdiction's progress in meeting its specific objectives for reducing and ending homelessness through:**

### **Reaching out to homeless persons (especially unsheltered persons) and assessing their individual needs**

The City of Berkeley continues to participate in the Alameda County Continuum of Care. In 2006, the City adopted the Everyone Home Plan as its guiding policy on homelessness and special needs housing. The Everyone Home Plan is a countywide plan addressing homelessness and special needs housing, and functions as Alameda County's continuum of care strategy. Berkeley participants are deeply involved in Everyone Home's implementation: City staff and Berkeley-based housing developers, service providers and community members serve on the Leadership Board and multiple committees.

In PY15, the City launched its Coordinated Entry System (CES), operated by Berkeley Food and Housing Project. Berkeley's CES implementation planning was done in close coordination with EveryOne Home's CES planning effort for Alameda County and will continue to be as the County implements its CES plan across the County in PY17.

The Berkeley CES conducts intakes and prioritizes people with longer lengths of homelessness and multiple barriers for a variety of services funded by the City of Berkeley including shelter, transitional housing, permanent supportive housing, and case management tied to permanent housing, rapid rehousing, SSI advocacy and other services. The CES also conducts focused outreach to people living on the streets, parks and in encampments throughout Berkeley in order to conduct intakes, assessments and supportive permanent housing placement services. In PY16, the CES conducted 1,576 intakes.

In PY16, the City was awarded a three-year grant by the County of Alameda to participate in its Whole Person Care Pilot program that will vastly improve the overall coordination of health, behavioral health, homeless and other social services partner activities to better serve people who are high risk, homeless and frequent users of the health care system. These funds will augment and support an expanded Berkeley CES that will include both Albany and Emeryville and will target chronically homeless people with the highest needs.

In PY 2016, the City provided over \$3.5 million for homeless programs at 15 organizations: \$2,843,051, in General Fund; \$301,978 in CDBG, \$159,324 in CSBG, 197,359 in ESG, and \$63,000 in other local funds. Through the coordination of Everyone Home, in PY 2016, the City of Berkeley, working in collaboration with other jurisdictions and many community agencies, successfully applied for renewed federal Continuum of Care (CoC) funding. Alameda County received \$33,998,867 million to support 48 housing and services program renewals and a COC Planning Project in Alameda County.

## **Addressing the emergency shelter and transitional housing needs of homeless persons**

In PY16, the City increased funding for the YEAH! 18-24 year old winter shelter enabling it to extend its operations year-round. It also augmented funding for its winter shelter, expanding the capacity from 65 beds on 40 nights of inclement weather to two nightly shelters with a combined capacity of 100 from December 14, 2016 to April 30, 2017. Below is the number of beds by type of program:

- 130 year-round emergency shelter beds,
- 100 seasonal shelter beds
- 168 transitional housing beds, and
- 271 units plus 141 rooms (in congregate housing including SROs) of permanent housing.

The year-round shelters continued to be accessed by either calling the CES during the day or the Shelter Reservation Hotline at 7 p.m. to fill unclaimed beds each evening. This second reservation period enables the shelters to serve as many clients as possible. The CES continued to provide housing case management activities to high need shelter participants to support their exits to permanent housing. In PY2016, through a coordinated effort, shelters eliminated limitations on length of shelter stays, allowing clients to remain in shelter while they looked for permanent housing. Due to the high cost of housing in the bay area and the low-incomes of people staying at the shelter, this shift in the shelter stay policy resulted in longer shelter stays and fewer clients served overall.

## **Helping low-income individuals and families avoid becoming homeless, especially extremely low-income individuals and families and those who are: likely to become homeless after being discharged from publicly funded institutions and systems of care (such as health care facilities, mental health facilities, foster care and other youth facilities, and corrections programs and institutions); and, receiving assistance from public or private agencies that address housing, health, social services, employment, education, or youth needs**

The City's anti-poverty strategy continues to be closely tied to the funding of over 55 community agencies to provide services to enable people in poverty to attain self-sufficiency, support at-risk youth to succeed in school and graduate, and protect the health and safety of low income people. Services are targeted toward people with disabilities, child care for working parents, and job seekers.

In PY 2016, the City continued to use federal funds for job creation/job placement and homeless services at Rising Sun Energy Center, the Women's Daytime Drop-In Center, and the Berkeley Food and Housing Project's Men's Overnight Shelter. With local funds, the City funded a large number of community agencies that serve Berkeley's poorest residents, and who represent other key components of Berkeley's overall anti-poverty strategy for health care, disabled services, senior and youth services, and workforce development. These services are in addition to the array of homeless services described in the CAPER.

Additionally, in PY16, the City allocated \$210,000 in housing retention financial assistance resources to support low-income households from being displaced.

Most systems that discharge people who may be at risk of homelessness are county-administered systems. Therefore, the City of Berkeley does not have a stand-alone discharge policy, but rather abides by the Alameda County discharge policy that is reported on annually in our countywide Continuum of Care application through Everyone Home. The ESG funds received by the City in PY16 did not fund any specific discharge coordination activities, but all homeless agencies work with the mainstream systems such as the Foster Care, Health Care, Mental Health and Corrections, as needed.

**Helping homeless persons (especially chronically homeless individuals and families, families with children, veterans and their families, and unaccompanied youth) make the transition to permanent housing and independent living, including shortening the period of time that individuals and families experience homelessness, facilitating access for homeless individuals and families to affordable housing units, and preventing individuals and families who were recently homeless from becoming homeless again**

The CES, operated by Berkeley Food and Housing Project, conducts intakes, assessments and prioritizes people who are homeless for resources that best meet their needs, including rapid rehousing placements and referrals to the County's Permanent Supportive Housing (PSH) registry, HomeStretch. In both cases, the goal is to rapidly rehouse households and support them for as long as retention services are needed and allowed.

The City's Shelter Plus Care programs fills all of its openings through HomeStretch. When an opening occurs, Home Stretch prioritizes referrals made by the CES based on chronicity, need, and date of referral and provides participant information to the City of Berkeley to be matched with a partner service agency that will provide case management and housing stabilization support. The case manager will support the participant to retain their housing, although services are not required in order to qualify for the rental assistance. Along the way, case managers work with participants to address issues that may have contributed to their housing instability or present obstacles to obtaining rental housing (such as poor credit, a lack of income, missing documents like a picture ID, outstanding legal issues, etc.).

Berkeley has four City-operated programs serving primarily people who are chronically homeless:

- **The Shelter Plus Care HOAP grant** with 14 Shelter Plus Care certificates, targets primarily serves older adults who are living on the streets and disabled due to a serious mental illness and /or history of drug and alcohol dependence. The City of Berkeley's Health, Housing and Community Services Department administers the grant and the Department's Aging Services Division provides outreach, housing search assistance, and intensive case management for the participants enrolled in the project.
- **The Shelter Plus Care COACH grant**, with 21 Shelter Plus Care certificates, targets people who are chronically homeless. The program combines the federal housing subsidy with services

provided by Berkeley Mental Health and Lifelong Medical Care.

- **The Shelter Plus Care tenant-based rental assistance grant** prioritizes people who are chronically homeless, although it is not limited to serving the chronically homeless.

**The Square One program**, which combines a locally funded housing subsidy with services provided by Berkeley Mental Health, Lifelong Medical Care, and the Homeless Action Center. These programs are now being coordinated through a County-wide permanent supportive housing registry called Home Stretch. This new process includes prioritization for people who have the longest lengths of homelessness and the highest needs and connects these participants to Housing Navigators to help support their application to Home Stretch and ultimate housing placement as units become available

## **CR-30 - Public Housing 91.220(h); 91.320(j)**

### **Actions taken to address the needs of public housing**

**Section 8:** The economy has continued to improve, with the rental market for unsubsidized units demanding high rents in Berkeley and the greater San Francisco Bay area. BHA's payment standard remains at 110% of the Fair Market Rent, however in most cases the asking rent for a vacant unit is well above BHA's payment standard, thus making it difficult for those with a Section 8 voucher to find a unit. Since landlords are able to capture rents above BHA's payment standard, many are opting not to participate in the Section 8 program. BHA is under-leased by over 300 vouchers however, while having exceeded the housing subsidy budget (HAP funding) due to the increase in rents paid to landlords remaining in the program. There have been several weeks with no available units on BHA's unit listing which is updated on a weekly basis.

In the past fiscal year, staff has held eight briefings, to issue vouchers to families on Tenant-based Waitlist. Staff also held a forum for landlords and participated in a recruitment event, along with the Shelter Plus Care program.

Unfortunately many voucher holders, having waited on the waitlist for several years, were unsuccessful in finding a unit to rent with their Section 8 vouchers before the voucher expired, and after numerous extensions granted on the voucher. BHA has a lease up success rate of 24%.

**Family Self-Sufficiency (FSS) Program:** after a hiatus via waiver from HUD, BHA has begun implementing the FSS program once again, to connect participants with job training and educational resources in order to become employed and welfare-free. Staff has attended trainings, the FSS Action Plan approved by HUD, and several orientations have been conducted to enroll the 37 required participants.

**Project Move-up (PMU):** BHA entered into an agreement with the City of Berkeley and the Moderate Rehab. SRO programs to issue 10 vouchers per calendar year, starting in 2016, to participants in the Shelter Plus Care program or living in Moderate Rehab. single room occupancy units.

**Project-based Section 8:** Continued leasing project-based units upon vacancy to 25 households on the Project-based waitlist. Signed Master HAP Contract extensions for two senior Project-based properties and one family/disabled property. Awarded 17 Project-based vouchers to a new construction project for disabled families and emancipated youth.

### **Actions taken to encourage public housing residents to become more involved in management and participate in homeownership**

BHA no longer owns public housing units, as they were rehabilitated and disposed of/transitioned to project-based voucher units in 2014.

### **Actions taken to provide assistance to troubled PHAs**

BHA is in its 7th consecutive year as a High performer in the S8 Voucher Program under HUD's annual "Section 8 Management Assessment" (SEMAP).

## **CR-35 - Other Actions 91.220(j)-(k); 91.320(i)-(j)**

**Actions taken to remove or ameliorate the negative effects of public policies that serve as barriers to affordable housing such as land use controls, tax policies affecting land, zoning ordinances, building codes, fees and charges, growth limitations, and policies affecting the return on residential investment. 91.220 (j); 91.320 (i)**

The City continued to enforce its Affordable Housing Mitigation Fee, Inclusionary Housing, and Condo Conversion ordinances to protect and increase affordable housing opportunities in Berkeley. Additional actions include:

- Modified Telegraph Commercial District regulations to increase development potential, promoting density and allowing more units, and potentially more affordable units as a result.
- Increase Affordable Housing Mitigation Fee Ordinance requirement to mandate that at least 20% of on-site units be affordable on any given project, or that the developer pay a per-unit fee into the City's Affordable Housing Trust Fund for affordable units to be built elsewhere in Berkeley
- Streamlined the Accessory Dwelling Unit process, reducing barriers and requirements in alignment with new State Law changes, to promote infill density.

## **Actions taken to address obstacles to meeting underserved needs. 91.220(k); 91.320(j)**

One of Berkeley's major obstacles to meeting underserved needs is the limited amount of federal, state, and local resources available given the diversity of needs in the community and high cost of housing in the Bay Area. In PY 2016, the City Council placed a business license tax increase on the ballot that was approved by voters. Council has committed some of the general fund increase to anti-displacement programs.

## **Actions taken to reduce lead-based paint hazards. 91.220(k); 91.320(j)**

The City of Berkeley Public Health Division's Childhood Lead Poisoning Prevention Program and the Alameda County Healthy Homes Department worked together to increase awareness and knowledge about lead poisoning prevention in Berkeley including providing lead-safe painting outreach and education, in-home consultations, presentations, educational materials, and other services and resources.

The City of Berkeley Childhood Lead Poisoning Prevention Program collaborates with the City of Berkeley Environmental Health Division and the Alameda County Healthy Homes Department's Lead Poisoning Prevention Program. The Alameda County Lead Poisoning Prevention Program also has a HUD Lead Hazard Control grant to remediate lead hazards in approximately 10 qualifying Berkeley housing units with low-income families per year; they completed lead hazard control assisting 5 low-income Berkeley residents in the July 1, 2016-June 30, 2017 time period. Berkeley's program also provides case



management services to families with children who have elevated blood lead levels. If the child is found to have one venous blood lead level at or above 14.5 mcg/dL, (or persistent BLLs at or above 9.5 mcg/ dL taken at least 30 days apart & with 2nd testing being venous, then child meets state definition for lead poisoning. All cases – as well as potential cases (single BLL 9.5-14.4 mcg/dL) – receive case management from a Public Health Nurse. Between July 1, 2016- June 30, 2017, a Public Health Nurse provided case management services to a total of 2 potential cases and 5 non-cases.

### **Actions taken to reduce the number of poverty-level families. 91.220(k); 91.320(j)**

- Continued to fund **Rubicon Workforce Services** for career coaching, 26-week transitional employment services and job placement services.
- Continued the City's **First Source local hiring policy** and worked closely with local workforce development programs to coordinate outreach to potential employers and to low-income, at-risk residents to ensure access to employment opportunities on publicly funded projects & local private developments over 7,500 square feet.
- Continued to implement the **Community Workforce Agreement** ordinance. Participants in the Rising Sun Energy Center pre-apprenticeship women-only cohort received coaching and career exploration support from the building trades. In June 2016, the CWA was renewed for an additional three years, and includes a local hire goal of 20% of total craft hours for city-funded capital improvements projects of \$500,000 or more.
- The YouthWorks **Employment Program** provided career readiness activities, addressing youth unemployment, crime and poverty, by teaching fundamental life (including Financial Literacy) and workplace skills, to help youth explore, prepare for, transition, and ultimately succeed in the world of work. Youth were placed in paid, temporary jobs with local community agencies and in City departments.
- **Berkeley Youth Alternatives (BYA)** received WIOA funds to serve Berkeley, Albany, Emeryville and Alameda youth for year-round workforce development activities. YouthWorks and BYA collaborated on outreach, intake and referrals to reach the most eligible youth possible in order to reduce duplication of services.
- Biotech Partners, a 2-year high school program, provided academic & career readiness support to 11th and 12th year students in order to provide career exploration to low-income & underrepresented minorities in the STEM industry sectors.
- Continued to focus on **at-risk transition age youth (including homeless youth)** for internships, job training and employment opportunities.
- Continued the innovative strategic planning process titled **"2020 Vision for Youth"** in order to address the achievement gap, and providing leadership and coordination between City departments and local youth-serving agencies in this forum. In partnership with Berkeley Unified School District and UC Berkeley, coordinated a city-wide week-long College & Career Week for all students throughout Berkeley.
- The City of Berkeley's **Minimum Wage Ordinance (MWO)** increased to \$12.53 in PY16

### **Actions taken to develop institutional structure. 91.220(k); 91.320(j)**

In PY16, Berkeley's Department of Health, Housing & Community Services' (HHCS) seven divisions continue to closely collaborate on the planning and delivery of services to Berkeley's low-income residents. It also holds monthly coordinating meetings with Planning and Development, the Police Department and the City's Problem Properties Task Force and continue to work with staff of other public agencies, such as the Berkeley Housing Authority and the Berkeley Rent Stabilization Board, as topics of mutual interest arise.

Most of the housing and community services programs described in the Consolidated Plan are delivered by nonprofit community based organizations. In PY 2016, the City contracted with a wide range of housing and service providers using CDBG, HOME, ESG, Community Services Block Grant (CSBG), General Fund, and other sources of funding. These organizations leverage significant financial and in-kind support from individual community members, foundations, and private organizations that help meet the needs identified in this plan.

In PY 2016, staff met regularly with staff of agencies in other Alameda County jurisdictions on the Everyone Home Leadership Board and in a variety of committees working to implement the Everyone Home Plan. Agencies routinely consulted include:

- Alameda County Housing and Community Development Department.
- Everyone Home.
- City of Oakland Department of Human Services.
- Alameda County Social Services Agency.
- Alameda County Behavioral Health Care Services.

Also, in PY16, the City of Berkeley continued working with the Berkeley Unified School District (BUSD), and other planning team members in the 2020 Vision planning process. Berkeley has one of the largest achievement gaps, meaning disparity of education performance between groups of students, along race lines in the State of California. The 2020 Vision aims to reduce disparate health and education outcomes for African American and Latino children and youth in Berkeley.

### **Actions taken to enhance coordination between public and private housing and social service agencies. 91.220(k); 91.320(j)**

City staff continued to participate in the implementation of Everyone Home, the countywide plan to end homelessness. Everyone Home spearheads Alameda County's Continuum of Care. Staff participated in the County's Home Stretch planning and implementation efforts. Alameda County has over 1,800 units of Permanent Supportive Housing (PSH) for formerly homeless people, comprised of Shelter Plus Care vouchers to be used in the private market and site based units operated by affordable housing developers. Home Stretch is Alameda County's strategy to prioritize PSH opportunities to homeless and disabled people with the highest needs in order to maximize the impact PSH can have in ending

homelessness. Home Stretch has established a county-wide registry of people who are homeless and disabled, and a centralized process for linking high need individuals and households with PSH opportunities. In addition, Home Stretch will include housing navigation services for people prioritized for PSH in order to provide a supportive process that includes assistance obtaining necessary documentation for move-in.

**Identify actions taken to overcome the effects of any impediments identified in the jurisdictions analysis of impediments to fair housing choice. 91.520(a)**

During PY 2016, the City affirmatively furthered fair housing by:

- Funding the community agency East Bay Community Law Center (EBCLC) to provide fair housing outreach and education;
- Continuing to require all City-funded affordable housing developments to create and implement affirmative marketing plans;
- Funding support programs which increase opportunities for people with disabilities to live in a way that is integrated into the community;
- Continuing to provide housing and community services planning notifications in English, Spanish, and Chinese based on past evaluation of language needs; and
- Continuing to encourage the use of universal design in Housing Trust Fund, by retaining discussion of universal design in the HTF guidelines.

In PY16, EBCLC provided three trainings to 28 stakeholders including community based agency, property owners and property managers and conducted outreach to 87 people at 5 events. EBCLC provided fair housing services to 82 Berkeley residents. A majority of tenants served had housing issues related to their disabled status; however, gender, family status, national origin, race, and age discrimination were also reported. Of the 82 served, all 82 received fair housing counseling, 20 fair housing issues were investigated and, 14 cases were successfully mediated. EBCLC conducted three paired tests related to disability resulting in two letters to property managers describing potential fair housing violations.

## **CR-40 - Monitoring 91.220 and 91.230**

**Describe the standards and procedures used to monitor activities carried out in furtherance of the plan and used to ensure long-term compliance with requirements of the programs involved, including minority business outreach and the comprehensive planning requirements**

City staff monitor more than 55 community agency services contracts annually. Contracts include CDBG, CSBG, ESG, and General Funds. The City requires outcome reporting for all community agency contracts, and both staff and commissions have drawn on agency performance outcome information during the RFP process since November 2003 to make funding recommendations to City Council. Monitoring staff review status reports and invoices regularly and process payments. The frequency of on-site monitoring visits is determined by an Agency Risk Assessment tool which is based on type and amount of funding, and prior concerns related to program delivery or fiscal and accounting systems. The monitoring staff works with the community organizations to resolve any program or accounting findings or other problems that may keep an organization from meeting its contractual obligations.

The City's community facility contract with non-profit agencies passes on all federal requirements, Monitoring staff supplies the appropriate Wage Decision at the time the project is put out to bid, reviews the bid language and general contractor selected; reviews the contract between the non-profit and the contractor to ensure that all local and federal requirements are passed on; holds pre-construction conferences with the non-profit and the general contractor to review all federal requirements and solicit information related to subcontractors, salaries and wages and timeline to makes site visits to monitor performance and interview workers using Record of Employee Interview form (HUD 11) required for Davis Bacon monitoring. Non-profits submit progress payments to the contract monitor along with the required documentation.

City staff is responsible for monitoring affordable housing developments funded with Housing Trust Fund (HTF) money to ensure ongoing compliance with federal regulations under the HOME and CDBG programs and other local requirements. The City's HTF Program pools funds from various sources—including federal HOME and CDBG, General Fund, Inclusionary Housing in-lieu fees, condominium conversion fees. The City provides loan and grants to qualified developers and incorporates federal and local requirements.

HHCS is also monitors the City's below market rate (BMR) program to ensure property owners are in compliance with the City's BMR affordability requirements. The City monitors an affordable housing portfolio consisting of 54 HTF properties and 36 BMR properties. Of the 46 HTF properties, 16 are HOME-assisted projects in the HOME compliance period. In addition, the City monitors 8 homeownership/limited equity cooperative projects.

City is very involved in monitoring funded developments during construction as described in the *2010-2014 Consolidated Plan*. Individual projects may require a varying degree of City staff involvement

depending upon the following variables: *Project Size; Complexity of the Construction Activity; Type of Sponsor and Subrecipient Development Expertise and Process*. If a particular subrecipient or Developer/Owner is new or is inexperienced with construction management, the City staff may want to play a substantive role in managing its initial construction activities. City staff involvement in the construction process can be either Intensive, Moderate, or Minimal. The level selected will depend on how much responsibility the City staff relinquishes to the property Developer/Owner, Subrecipient, and/or General Contractor

### **Monitoring Accomplishments**

Housing Monitoring Accomplishments: In PY16, the City accomplished: HHCS completed 13 on-site monitoring visits comprised of a physical inspection of the common areas and 20% of all the residential units on site and a review of a sample of the tenant files. All tenant files reviewed were in compliance with eligibility and documentation requirements. Construction monitoring accomplishments for PY2016: Monthly site visits and construction meetings for Harper Crossing and William Byron Rumford Senior Plaza Apartments, during which staff reviewed and approved construction change orders, as applicable. Documented construction completion for William Byron Rumford Senior Plaza Apartments.

### **Citizen Participation Plan 91.105(d); 91.115(d)**

#### **Describe the efforts to provide citizens with reasonable notice and an opportunity to comment on performance reports.**

In following the City's Citizen Participation Plan dated May 15, 2012, the City made the Draft CAPER available for public comment prior to its submission on September 30, 2017. On September 1, 2017, the City published its notice making the draft CAPER available for public comment. The notice was published in the Berkeley Voice and the public comment period was from September 1, 2017 through September 22, 2017. The draft CAPER was made available on the City's website <http://www.ci.berkeley.ca.us/ContentDisplay.aspx?id=15574> , at the City of Berkeley's Health, Housing and Community Services Department offices at 2180 Milvia Street, Berkeley, 2nd Floor, and at Berkeley's Public Library Reference Desk, 2090 Kittredge Street, 2nd Floor.

The draft CAPER was presented to the Housing Advisory Commission at its meeting on September 7, 2017. No public comments were received at the HAC meeting or from the public.

**CR-45 - CDBG 91.520(c)**

**Specify the nature of, and reasons for, any changes in the jurisdiction's program objectives and indications of how the jurisdiction would change its programs as a result of its experiences.**

No changes were made to the City's goals in PY16.

**Does this Jurisdiction have any open Brownfields Economic Development Initiative (BEDI) grants?**

No.

## **CR-50 - HOME 91.520(d)**

### **Include the results of on-site inspections of affordable rental housing assisted under the program to determine compliance with housing codes and other applicable regulations**

Please list those projects that should have been inspected on-site this program year based upon the schedule in §92.504(d). Indicate which of these were inspected and a summary of issues that were detected during the inspection. For those that were not inspected, please indicate the reason and how you will remedy the situation.

Due to staff turnover, the monitoring staff position was again vacant for five months of PY 2016. However, the City still completed on-site monitoring for ten projects in the HOME compliance period that were due for on-site monitoring in PY 2016:

- Ashby Lofts
- Berkeley 75
- Dwight Way Apartments
- Harmon Gardens
- Mable Howard
- Margaret Breland Senior Homes
- Sacramento Senior Homes
- Shattuck Senior Homes
- Strawberry Creek Lodge
- University Neighborhood Apts

During the monitoring visits, staff reviewed tenant files and performed a visual inspection of the common areas. A qualified housing inspector will follow up with physical inspections of the units at a later date. Generally, the projects inspected were operating well, and in compliance with HOME regulations. Staff identified a few issues, including inconsistent record keeping and utility allowances not up to current standards, but all were resolved with follow-up with the property managers.

Staff observed one structural issue at Margaret Breland Senior Homes. There is a construction default related to the project's exterior walkways, and the walkways are currently braced with temporary shoring. The project owner and site staff are working with their architect and contractor on making the necessary repairs. In the meantime, the temporary shoring is being periodically inspected to ensure that it continues to function effectively

### **Provide an assessment of the jurisdiction's affirmative marketing actions for HOME units. 92.351(b)**

Berkeley's Housing Trust Fund Guidelines require that HTF recipients undertake affirmative market practices when leasing up their units. These requirements are incorporated directly into the City's

Development Loan Agreements that are executed with developers to provide development funding

**Refer to IDIS reports to describe the amount and use of program income for projects, including the number of projects and owner and tenant characteristics**

Home program income in the amount of \$167,810 was received in PY2016 and was allocated to one affordable housing project. These funds were allocated to Harper Crossing, which was completed in PY2017. The beneficiaries will be reported in PY2017.

**Describe other actions taken to foster and maintain affordable housing. 91.220(k) (STATES ONLY: Including the coordination of LIHTC with the development of affordable housing). 91.320(j)**

The high cost of homes and rental units in Berkeley has highlighted the need to preserve and create affordable housing. Since late 2015, Council has dedicated several meetings to housing-related issues and considers housing a City-wide priority. The City continues to dedicate local funds for affordable housing development. In PY 2016, Berkeley voters approved an item on the November ballot that imposes a business license tax increase. While the proceeds would be unrestricted, the stated goal of the measure is to support the Housing Trust Fund. In PY 2016, the again amended the City's Affordable Housing Mitigation Fee adopting preferences for Section 8 voucher and Shelter Plus Care certificate holders in BMR units due to the challenges they are experiencing in accessing units in the private market.



# CR-60 - ESG 91.520(g) (ESG Recipients only)

## ESG Supplement to the CAPER in *e-snaps*

### For Paperwork Reduction Act

#### 1. Recipient Information—All Recipients Complete

##### Basic Grant Information

Recipient Name	BERKELEY
Organizational DUNS Number	076529924
EIN/TIN Number	946000299
Identify the Field Office	SAN FRANCISCO
Identify CoC(s) in which the recipient or subrecipient(s) will provide ESG assistance	Oakland/Alameda County CoC

##### ESG Contact Name

Prefix	Ms
First Name	Kristen
Middle Name	S
Last Name	Lee
Suffix	
Title	Manager, Housing and Community Service Division

##### ESG Contact Address

Street Address 1	2180 Milvia Street
Street Address 2	0
City	Berkeley
State	CA
ZIP Code	94704
Phone Number	510.981.5427
Extension	0
Fax Number	0
Email Address	kslee@cityofberkeley.info

##### ESG Secondary Contact

Prefix	Ms
First Name	Jennifer
Last Name	Vasquez
Suffix	0
Title	Community Services Specialist III
Phone Number	510.981.5431
Extension	0
Email Address	jvasquez@cityofberkeley.info

## 2. Reporting Period—All Recipients Complete

**Program Year Start Date** 07/01/2016  
**Program Year End Date** 06/30/2017

### 3a. Subrecipient Form – Complete one form for each subrecipient

**Subrecipient or Contractor Name:** Berkeley Food and Housing Project

**City:** Berkeley

**State:** CA

**Zip Code:** 94703, 2718

**DUNS Number:**

**Is subrecipient a victim services provider:** N

**Subrecipient Organization Type:** Other Non-Profit Organization

**ESG Subgrant or Contract Award Amount:** 197359

## CR-65 - Persons Assisted

### 4. Persons Served

#### 4a. Complete for Homelessness Prevention Activities -

Number of Persons in Households	Total
Adults	0
Children	0
Don't Know/Refused/Other	0
Missing Information	0
<b>Total</b>	<b>0</b>

Table 16 – Household Information for Homeless Prevention Activities

#### 4b. Complete for Rapid Re-Housing Activities

Number of Persons in Households	Total
Adults	41
Children	9
Don't Know/Refused/Other	2
Missing Information	0
<b>Total</b>	<b>52</b>

Table 17 – Household Information for Rapid Re-Housing Activities

#### 4c. Complete for Shelter

Number of Persons in Households	Total
Adults	0
Children	0
Don't Know/Refused/Other	0
Missing Information	0
<b>Total</b>	<b>0</b>

Table 18 – Shelter Information

#### 4d. Street Outreach

Number of Persons in Households	Total
Adults	0
Children	0
Don't Know/Refused/Other	0
Missing Information	0
<b>Total</b>	<b>0</b>

Table 19 – Household Information for Street Outreach

#### 4e. Totals for all Persons Served with ESG

Number of Persons in Households	Total
Adults	41
Children	9
Don't Know/Refused/Other	2
Missing Information	0
<b>Total</b>	<b>52</b>

Table 20 – Household Information for Persons Served with ESG

#### 5. Gender—Complete for All Activities

	Total
Male	26
Female	24
Transgender	0
Don't Know/Refused/Other	2
Missing Information	0
<b>Total</b>	<b>52</b>

Table 21 – Gender Information

## Age—Complete for All Activities

	<b>Total</b>
Under 18	9
18-24	3
25 and over	38
Don't Know/Refused/Other	2
Missing Information	0
<b>Total</b>	<b>52</b>

Table 22 – Age Information

## 7. Special Populations Served—Complete for All Activities

### Number of Persons in Households

<b>Subpopulation</b>	<b>Total</b>	<b>Total Persons Served – Prevention</b>	<b>Total Persons Served – RRH</b>	<b>Total Persons Served in Emergency Shelters</b>
Veterans	2	0	2	0
Victims of Domestic Violence	14	0	14	0
Elderly	6	0	6	0
HIV/AIDS	2	0	2	0
Chronically Homeless	39	0	39	0
<b>Persons with Disabilities:</b>				
Severely Mentally Ill	37	0	37	0
Chronic Substance Abuse	16	0	16	0
Other Disability	70	0	70	0
Total (Unduplicated if possible)	41	0	41	0

Table 23 – Special Population Served

## CR-70 – ESG 91.520(g) - Assistance Provided and Outcomes

### 10. Shelter Utilization

Number of New Units - Rehabbed	0
Number of New Units - Conversion	0
Total Number of bed-nights available	0
Total Number of bed-nights provided	0
Capacity Utilization	0.00%

Table 24 – Shelter Capacity

### 11. Project Outcomes Data measured under the performance standards developed in consultation with the CoC(s)

ESG funds were used for rapid rehousing financial assistance. See attached Continuum of Care EveryOne Home Systemwide Outcomes and Efficiency Measures for ESG funds.

## CR-75 – Expenditures

### 11. Expenditures

#### 11a. ESG Expenditures for Homelessness Prevention

	Dollar Amount of Expenditures in Program Year		
	2014	2015	2016
Expenditures for Rental Assistance	13,162	0	0
Expenditures for Housing Relocation and Stabilization Services - Financial Assistance	0	0	0
Expenditures for Housing Relocation & Stabilization Services - Services	0	0	0
Expenditures for Homeless Prevention under Emergency Shelter Grants Program	0	0	0
<b>Subtotal Homelessness Prevention</b>	<b>13,162</b>	<b>0</b>	<b>0</b>

Table 25 – ESG Expenditures for Homelessness Prevention

#### 11b. ESG Expenditures for Rapid Re-Housing

	Dollar Amount of Expenditures in Program Year		
	2014	2015	2016
Expenditures for Rental Assistance	149,643	47,309	158,348
Expenditures for Housing Relocation and Stabilization Services - Financial Assistance	0	0	0
Expenditures for Housing Relocation & Stabilization Services - Services	0	22,088	0
Expenditures for Homeless Assistance under Emergency Shelter Grants Program	0	0	0
<b>Subtotal Rapid Re-Housing</b>	<b>149,643</b>	<b>69,397</b>	<b>158,348</b>

Table 26 – ESG Expenditures for Rapid Re-Housing

#### 11c. ESG Expenditures for Emergency Shelter

	Dollar Amount of Expenditures in Program Year		
	2014	2015	2016
Essential Services	0	0	0
Operations	0	0	0
Renovation	0	0	0
Major Rehab	0	0	0
Conversion	0	0	0
<b>Subtotal</b>	<b>0</b>	<b>0</b>	<b>0</b>

Table 27 – ESG Expenditures for Emergency Shelter

### 11d. Other Grant Expenditures

	Dollar Amount of Expenditures in Program Year		
	2014	2015	2016
Street Outreach	0	0	0
HMIS	6,700	6,676	6,676
Administration	15,247	16,691	16,543

Table 28 - Other Grant Expenditures

### 11e. Total ESG Grant Funds

Total ESG Funds Expended	2014	2015	2016
	184,752	92,764	181,567

Table 29 - Total ESG Funds Expended

### 11f. Match Source

	2014	2015	2016
Other Non-ESG HUD Funds	0	0	0
Other Federal Funds	0	0	0
State Government	0	0	0
Local Government	365,741	345,194	479,033
Private Funds	0	0	0
Other	0	0	0
Fees	0	0	0
Program Income	0	0	0
<b>Total Match Amount</b>	<b>365,741</b>	<b>345,194</b>	<b>479,033</b>

Table 30 - Other Funds Expended on Eligible ESG Activities

### 11g. Total

Total Amount of Funds Expended on ESG Activities	2014	2015	2016
	550,493	437,958	660,600

Table 31 - Total Amount of Funds Expended on ESG Activities





U.S. Department of Housing and Urban Development  
 Office of Community Planning and Development  
 Integrated Disbursement and Information System  
 CDBG Activity Summary Report (GPR) for Program Year 2016  
 BERKELEY

Date: 29-Sep-2017  
 Time: 13:36  
 Page: 1  
 ATTACHMENT 1

**PGM Year:** 1998  
**Project:** 0034 - Housing Trust Fund  
**IDIS Activity:** 193 - Harper Crossing

**Status:** Open  
**Location:** 3132 Mlk Jr Way Berkeley, CA 94703-2436  
**Objective:** Provide decent affordable housing  
**Outcome:** Affordability  
**Matrix Code:** Clearance and Demolition (04) **National Objective:** LMH

**Initial Funding Date:** 07/01/1998

**Description:**  
 NEW CONSTRUCTION OF 42 SENIOR HOUSING UNITS.

**Financing**

	Fund Type	Grant Year	Grant	Funded Amount	Drawn In Program Year	Drawn Thru Program Year
CDBG	EN	Pre-2015		\$180,983.00	\$0.00	\$0.00
		1998	B98MC060008		\$0.00	\$180,983.00
	PI			\$592.00	\$0.00	\$592.00
<b>Total</b>	<b>Total</b>			<b>\$181,575.00</b>	<b>\$0.00</b>	<b>\$181,575.00</b>

**Proposed Accomplishments**

Housing Units : 37

**Actual Accomplishments**

Number assisted:

	Owner		Renter		Total		Person	
	Total	Hispanic	Total	Hispanic	Total	Hispanic	Total	Hispanic
White:	0	0	0	0	0	0		0
Black/African American:	0	0	0	0	0	0	0	0
Asian:	0	0	0	0	0	0	0	0
American Indian/Alaskan Native:	0	0	0	0	0	0	0	0
Native Hawaiian/Other Pacific Islander:	0	0	0	0	0	0	0	0
American Indian/Alaskan Native & White:	0	0	0	0	0	0	0	0
Asian White:	0	0	0	0	0	0	0	0
Black/African American & White:	0	0	0	0	0	0	0	0
American Indian/Alaskan Native & Black/African American:	0	0	0	0	0	0	0	0
Other multi-racial:	0	0	0	0	0	0	0	0
Asian/Pacific Islander:	0	0	0	0	0	0	0	0
Hispanic:	0	0	0	0	0	0	0	0
<b>Total:</b>	<b>0</b>	<b>0</b>	<b>0</b>	<b>0</b>	<b>0</b>	<b>0</b>	<b>0</b>	<b>0</b>



U.S. Department of Housing and Urban Development  
 Office of Community Planning and Development  
 Integrated Disbursement and Information System  
 CDBG Activity Summary Report (GPR) for Program Year 2016  
 BERKELEY

Date: 29-Sep-2017  
 Time: 13:36  
 Page: 2

Female-headed Households: 0 0 0

*Income Category:*

	Owner	Renter	Total	Person
Extremely Low	0	0	0	0
Low Mod	0	0	0	0
Moderate	0	0	0	0
Non Low Moderate	0	0	0	0
Total	0	0	0	0

Percent Low/Mod

**Annual Accomplishments**

Years	Accomplishment Narrative	# Benefiting
1111		
1998	CONSTRUCTION EXPECTED TO BEGIN IN SUMMER, 1999.	
1999	EXISTING BUILDING DEMOLISHED. SPONSORS NOT ABLE TO DEVELOP PROJECT WITHIN TIMEFRAME FOR USE OF HOUSING CREDITS.	
2000	EXISTING BUILDING DEMOLISHED. SPONSORS NOT ABLE TO DEVELOP PROJECT WITHIN TIMEFRAME FOR USE OF LOW INCOME HOUSING CREDITS. REMAINING CDBG AND HOME FUNDS WERE RECAPTURED. CITY WORKING WITH OWNER TO REVISE PROJECT AND FIND NEW DEVELOPER.	
2001	EXISTING BUILDING DEMOLISHED. SPONSORS NOT ABLE TO DEVELOP PROJECT WITHIN TIMEFRAME FOR USE OF LOW INCOME HOUSING CREDITS. REMAINING CDBG AND HOME FUNDS WERE RECAPTURED. CITY WORKING WITH OWNER TO REVISE PROJECT AND FIND NEW DEVELOPER.	
2002	EXISTING BUILDING DEMOLISHED. SPONSORS NOT ABLE TO DEVELOP PROJECT WITHIN TIMEFRAME FOR USE OF LOW INCOME HOUSING CREDITS. REMAINING CDBG AND HOME FUNDS WERE RECAPTURED. CITY WORKING WITH OWNER TO REVISE PROJECT AND FIND NEW DEVELOPER.	
2003	PROJECT IS ACTIVELY BEING REVIVED WITH EXTENSIVE EFFORTS UNDERWAY TO RAISE NEW FUNDING COMMITMENTS AND FORM NEW PARTNERSHIP.	
2004	PROJECT WAS REORGANIZED WITH NEW FINANCING BEING WORKED OUT. PERMITS NEED TO BE RENEWED (RE-OBTAINED) AND NEW ENVIRONMENTAL REVIEW CARRIED OUT.	
2005	FUNDING FOR INITIAL PROJECT LOST-NEW PROJECT BEING PROPOSED. CDBG BUDGET CHANGED FROM \$271,588 TO \$181,575 WITH THE \$90,013 DIFFERENCE PLACED IN ACTIVITY # 581 PRINCE HALL ARMS RELOCATION. TENANTS WERE RELOCATED AND BUILDING DEMOLISHED IN 1999-2000. PRINCE HALL ARMS CONTINUES WORK ON MODIFYING USE PERMITS AND OBTAINING ADDITIONAL FINANCING TO BUILD 42 UNITS OF AFFORDABLE SENIOR HOUSING.	
2006	DURING PY2006 HOUSING STAFF CONTINUED WITH WORK WITH THE DEVELOPER. THE PROJECT SHOULD RECEIVE APPROVAL IN THE FALL OF 2007 OF ITS APPLICATION FOR A MODIFICATION OF ITS CURRENT USE PERMIT. THIS WILL BE A MAJOR STEP NECESSARY FOR COMPLETING ITS OTHER FUNDING APPLICATIONS.	
2007	THIS PROJECT CONTINUES TO MOVE FORWARD. MODIFICATION OF USE PERMIT WAS APPROVED IN DECEMBER 2007. THE PROJECT HAS RECEIVED A PRELIMINARY COMMITMENT OF HUD 231(D) FINANCING. STAFF CONTINUES TO REVIEW THE FINANCING SCENARIOS. DEVELOPER IS ALSO LOOKING INTO FUNDING THROUGH THE LIHTC PROGRAM.	
2008	PRINCE HALL ARMS REMAINS IN THE PERMIT PROCESS. IN PY2008 STAFF WORKED WITH THE DEVELOPER TO PREPARE FOR PERMANENT FINANCING SUBMISSION AND FOR SUBMISSION OF A TCAC APPLICATION. IN THE SPRING OF 2009, CITY STAFF AND THE DEVELOPER BECAME AWARE OF A LAWSUIT INVOLVING A DISPUTE REGARDING THE OWNERSHIP OF THE PROPERTY.	



U.S. Department of Housing and Urban Development  
Office of Community Planning and Development  
Integrated Disbursement and Information System  
CDBG Activity Summary Report (GPR) for Program Year 2016  
BERKELEY

Date: 29-Sep-2017  
Time: 13:36  
Page: 3

<b>Years</b>	<b>Accomplishment Narrative</b>	<b># Benefitting</b>
2009	Current owners defaulted on several loans and liens were placed on the property. A foreclosure sale was held on 2/10/2010 and a private investor acquired title to the property. The City was poised to initiate its own foreclosure in April, but non-profit developer Satellite Housing entered into a purchase agreement with the private owner and City Council voted to reserve Housing Trust funds for Satellite to acquire the property, free of all liens. This activity will remain open until it can be associated to a future IDIS activity in order to report accomplishments. \$1,000 will be recaptured.	
2010	In July of 2010, City Council approved an HTF funding reservation in the amount of \$497,000, to assist Satellite Housing, a Berkeley-based not-for-profit, to gain clear title to the site of the former Prince Hall Arms Apartments development project. Although Satellite was able to negotiate an agreement with Buckley Real Estate to purchase the site clear of several existing liens, a legal dispute concerning the actual ownership of the site made acquiring clear title impossible. In the hope that this dispute might be resolved, the City, on three occasions, postponed a foreclosure sale scheduled for the property. The final foreclosure sale date of July 1, 2011 was stayed on June 29th as a result of a related legal action brought by Buckley Real Estate. A hearing on the complaint is scheduled for September 29, 2011. The City continues to plan for an affordable housing development on this property, once these legal issues are resolved.	
2011	In January 2012 the City released an RFP for affordable housing development proposals for the City-owned site on Harper Street, previously the site of the proposed Prince Hall Arms development. The review panel convened in April 2012, reviewed all the proposals and developed a unanimous recommendation to proceed with Satellite Housing's proposal. In July 2012 Council approved a resolution to negotiate with Satellite Housing to develop (a) a more refined financing plan, including working with the Berkeley Housing Authority regarding a potential allocation of project-based Section 8, and (b) a plan for site control of the 3135 Harper Street site sufficient to allow it to apply for Low Income Housing Tax Credits in March 2013, and to return to Council prior to December 31, 2012 when the current Housing Trust Fund round will close.	
2012	The City of Berkeley has been in frequent communication with the HUD Region IX office for the past 18 months regarding this project. In our latest communication from March 15, 2013 we responded to a request from HUD to provide additional information on the status of the project, and indicated that the project continues to move forward as the Harper Street Project. In December 2012, City Council approved an HTF funding reservation of \$2.3 million for this project. Satellite Affordable Housing Associates intends to develop the property as 42 units of senior housing, and is preparing applications for 9% tax credits, Transit-Oriented Development funding (State), and Infill Infrastructure Grant funding (State). It has already secured a loan from the Federal Home Loan Bank. Construction commencement is projected for Fall 2014.	
2014	The developer of the project, SAHA, made a successful Low Income Housing Tax Credit application in June 2014, the project has secured the more than \$17 million necessary to complete the project, now called Harper Crossing. SAHA expects to break ground in PY2015.	
2015	In June 2014, the project secured the more than \$17 million necessary to complete the project. The developer, SAHA, broke ground in December 2015.	
2016	This project was under construction in PY16 and leased up in September 2017. This project will report beneficiaries in PY17.	



U.S. Department of Housing and Urban Development  
 Office of Community Planning and Development  
 Integrated Disbursement and Information System  
 CDBG Activity Summary Report (GPR) for Program Year 2016  
 BERKELEY

Date: 29-Sep-2017  
 Time: 13:36  
 Page: 4

Attachment 2

**PGM Year:** 2011  
**Project:** 0016 - PUBLIC FACILITIES - COB  
**IDIS Activity:** 808 - MCI - Foundation Replacement

**Status:** Completed 9/28/2017 12:00:00 AM  
**Location:** 1920 7th St Berkeley, CA 94710-2011

**Objective:** Create suitable living environments  
**Outcome:** Sustainability  
**Matrix Code:** Public Facilities and Improvement (General) (03)  
**National Objective:** LMC

**Initial Funding Date:** 08/09/2012

**Description:**

CDBG funds will be used to replace the foundation on a center owned by the Multi-Cultural Institute that serves low-income immigrants.

**Financing**

	Fund Type	Grant Year	Grant	Funded Amount	Drawn In Program Year	Drawn Thru Program Year
CDBG	EN	Pre-2015		\$59,999.93	\$0.00	\$0.00
		2011	B11MC060008		\$0.00	\$17,387.00
		2014	B14MC060008		\$35,422.00	\$42,612.93
<b>Total</b>	<b>Total</b>			<b>\$59,999.93</b>	<b>\$35,422.00</b>	<b>\$59,999.93</b>

**Proposed Accomplishments**

Public Facilities : 1

**Actual Accomplishments**

Number assisted:

	Owner		Renter		Total		Person	
	Total	Hispanic	Total	Hispanic	Total	Hispanic	Total	Hispanic
White:	0	0	0	0	0	0		0
Black/African American:	0	0	0	0	0	0	0	0
Asian:	0	0	0	0	0	0	0	0
American Indian/Alaskan Native:	0	0	0	0	0	0	0	0
Native Hawaiian/Other Pacific Islander:	0	0	0	0	0	0	0	0
American Indian/Alaskan Native & White:	0	0	0	0	0	0	0	0
Asian White:	0	0	0	0	0	0	0	0
Black/African American & White:	0	0	0	0	0	0	0	0
American Indian/Alaskan Native & Black/African American:	0	0	0	0	0	0	0	0
Other multi-racial:	0	0	0	0	0	0	336	334
Asian/Pacific Islander:	0	0	0	0	0	0	0	0
Hispanic:	0	0	0	0	0	0	0	0
<b>Total:</b>	<b>0</b>	<b>0</b>	<b>0</b>	<b>0</b>	<b>0</b>	<b>0</b>	<b>336</b>	<b>334</b>



U.S. Department of Housing and Urban Development  
 Office of Community Planning and Development  
 Integrated Disbursement and Information System  
 CDBG Activity Summary Report (GPR) for Program Year 2016  
 BERKELEY

Date: 29-Sep-2017  
 Time: 13:36  
 Page: 5

Female-headed Households: 0 0 0

*Income Category:*

	Owner	Renter	Total	Person
Extremely Low	0	0	0	336
Low Mod	0	0	0	0
Moderate	0	0	0	0
Non Low Moderate	0	0	0	0
Total	0	0	0	336
Percent Low/Mod				100.0%

**Annual Accomplishments**

Years	Accomplishment Narrative	# Benefiting
2011	Work has not started on this project. Use permit and environmental review were the causes of the delay. Work is expected to be completed in PY2012.	
2012	Due to a complication with the permitting and environmental review process, this project was delayed and will be completed in PY2013.	
2013	CDBG funds were being used as part of a larger renovation project. The non-profit owner decided to purchase the building outright with private funds raised, instead of pursue the larger renovation. The owner has reduced the scope and submitted a permit application for construction. The expected completion date for the revised renovation scope is June 2016.	
2014	CDBG funds were being used as part of a larger renovation project. The non-profit owner decided to purchase the building outright with private funds raised, instead of pursue the larger renovation. The owner has reduced the scope and submitted a permit application for construction. The expected completion date for the revised renovation scope is June 2016.	
2015	Agency revised the scope of the project to phase-in improvements. The first phase of the project was permitted in Spring 2016 and a contractor has been selected. The project will start construction this summer and is expected to be completed by December 2016.	
2016	This project was completed in PY16.	



U.S. Department of Housing and Urban Development  
 Office of Community Planning and Development  
 Integrated Disbursement and Information System  
 CDBG Activity Summary Report (GPR) for Program Year 2016  
 BERKELEY

Date: 29-Sep-2017  
 Time: 13:36  
 Page: 6

**PGM Year:** 2011  
**Project:** 0031 - William Byron Rumford Plaza  
**IDIS Activity:** 815 - William Byron Rumford Plaza

**Status:** Completed 9/28/2017 12:00:00 AM  
**Location:** 3012 Sacramento St Berkeley, CA 94702-2722

**Objective:** Provide decent affordable housing  
**Outcome:** Sustainability  
**Matrix Code:** Rehab; Multi-Unit Residential (14B)      **National Objective:** LMH

**Initial Funding Date:** 06/26/2012

**Description:**

Rehabilitation of this 43-unit affordable housing development in South Berkeley.  
 11 of the units will be assisted with HOME.

**Financing**

	Fund Type	Grant Year	Grant	Funded Amount	Drawn In Program Year	Drawn Thru Program Year
CDBG	EN	Pre-2015		\$740,000.00	\$0.00	\$0.00
		2014	B14MC060008		\$740,000.00	\$740,000.00
<b>Total</b>	<b>Total</b>			<b>\$740,000.00</b>	<b>\$740,000.00</b>	<b>\$740,000.00</b>

**Proposed Accomplishments**

Housing Units : 43

**Actual Accomplishments**

Number assisted:

	Owner		Renter		Total		Person	
	Total	Hispanic	Total	Hispanic	Total	Hispanic	Total	Hispanic
White:	0	0	1	0	1	0	0	0
Black/African American:	0	0	38	0	38	0	0	0
Asian:	0	0	2	0	2	0	0	0
American Indian/Alaskan Native:	0	0	0	0	0	0	0	0
Native Hawaiian/Other Pacific Islander:	0	0	0	0	0	0	0	0
American Indian/Alaskan Native & White:	0	0	0	0	0	0	0	0
Asian White:	0	0	0	0	0	0	0	0
Black/African American & White:	0	0	0	0	0	0	0	0
American Indian/Alaskan Native & Black/African American:	0	0	0	0	0	0	0	0
Other multi-racial:	0	0	2	2	2	2	0	0
Asian/Pacific Islander:	0	0	0	0	0	0	0	0
Hispanic:	0	0	0	0	0	0	0	0
<b>Total:</b>	<b>0</b>	<b>0</b>	<b>43</b>	<b>2</b>	<b>43</b>	<b>2</b>	<b>0</b>	<b>0</b>



U.S. Department of Housing and Urban Development  
Office of Community Planning and Development  
Integrated Disbursement and Information System  
CDBG Activity Summary Report (GPR) for Program Year 2016  
BERKELEY

Date: 29-Sep-2017  
Time: 13:36  
Page: 7

Female-headed Households: 0 0 0

*Income Category:*

	<b>Owner</b>	<b>Renter</b>	<b>Total</b>	<b>Person</b>
Extremely Low	0	8	8	0
Low Mod	0	7	7	0
Moderate	0	12	12	0
Non Low Moderate	0	16	16	0
Total	0	43	43	0
Percent Low/Mod		62.8%	62.8%	

**Annual Accomplishments**

<b>Years</b>	<b>Accomplishment Narrative</b>	<b># Benefitting</b>
2015	In August 2015, the City committed a total of nearly \$4.7 million in local and federal funds to support the rehabilitation, including refinancing a loan made for the original development. Since then, RCD has been working to refinance an existing state loan and close on a new California Housing Finance Agency loan. The project will begin construction in August 2016.	
2016	This project was completed in PY2016.	



U.S. Department of Housing and Urban Development  
 Office of Community Planning and Development  
 Integrated Disbursement and Information System  
 CDBG Activity Summary Report (GPR) for Program Year 2016  
 BERKELEY

Date: 29-Sep-2017  
 Time: 13:36  
 Page: 8

**PGM Year:** 2012  
**Project:** 0011 - PUBLIC FACILITIES - COB  
**IDIS Activity:** 826 - BAHIA - Exterior Improvements

**Status:** Open  
**Location:** 1000 Camelia St Berkeley, CA 94710-1514

**Objective:** Create suitable living environments  
**Outcome:** Sustainability  
**Matrix Code:** Child Care Centers (03M)

**National Objective:** LMC

**Initial Funding Date:** 09/10/2012

**Description:**

CDBG funds will be used for exterior improvements including exterior siding and window replacement.

**Financing**

	Fund Type	Grant Year	Grant	Funded Amount	Drawn In Program Year	Drawn Thru Program Year
CDBG	EN	Pre-2015		\$18,450.00	\$0.00	\$0.00
		2014	B14MC060008		\$9,375.00	\$18,450.00
		2015	B15MC060008	\$247,344.00	\$195,171.01	\$195,171.01
<b>Total</b>	<b>Total</b>			<b>\$265,794.00</b>	<b>\$204,546.01</b>	<b>\$213,621.01</b>

**Proposed Accomplishments**

Public Facilities : 1

**Actual Accomplishments**

Number assisted:

	Owner		Renter		Total		Person	
	Total	Hispanic	Total	Hispanic	Total	Hispanic	Total	Hispanic
White:	0	0	0	0	0	0		0
Black/African American:	0	0	0	0	0	0	0	0
Asian:	0	0	0	0	0	0	0	0
American Indian/Alaskan Native:	0	0	0	0	0	0	0	0
Native Hawaiian/Other Pacific Islander:	0	0	0	0	0	0	0	0
American Indian/Alaskan Native & White:	0	0	0	0	0	0	0	0
Asian White:	0	0	0	0	0	0	0	0
Black/African American & White:	0	0	0	0	0	0	0	0
American Indian/Alaskan Native & Black/African American:	0	0	0	0	0	0	0	0
Other multi-racial:	0	0	0	0	0	0	0	0
Asian/Pacific Islander:	0	0	0	0	0	0	0	0
Hispanic:	0	0	0	0	0	0	0	0
<b>Total:</b>	<b>0</b>	<b>0</b>	<b>0</b>	<b>0</b>	<b>0</b>	<b>0</b>	<b>0</b>	<b>0</b>





U.S. Department of Housing and Urban Development  
 Office of Community Planning and Development  
 Integrated Disbursement and Information System  
 CDBG Activity Summary Report (GPR) for Program Year 2016  
 BERKELEY

Date: 29-Sep-2017  
 Time: 13:36  
 Page: 9

Female-headed Households: 0 0 0

*Income Category:*

	<b>Owner</b>	<b>Renter</b>	<b>Total</b>	<b>Person</b>
Extremely Low	0	0	0	0
Low Mod	0	0	0	0
Moderate	0	0	0	0
Non Low Moderate	0	0	0	0
Total	0	0	0	0

Percent Low/Mod

**Annual Accomplishments**

<b>Years</b>	<b>Accomplishment Narrative</b>	<b># Benefiting</b>
2012	This project was not started until PY2013. Funds will be carried over.	
2013	This project has not started due to 1) delays in identifying a contractor to undertake the work, and 2) the need to revise the scope to include required ADA improvements abitat for Humanity has been identified as the contractor, and is able to provide additional leverage through volunteer support. We expect the ADA requirements to be resolved as soon as the scope of work has been modified, and the project to be completed in PY2014.	
2014	This project has been delayed due to the need to revise the scope to include required ADA improvements. Project plan needs to be revised by architect and resubmitted to Permit Service Center. The project is expected to be completed by June 2016.	
2015	This project received additional funds in PY2015 to complete the full project scope including ADA improvements. The project has received the needed permits and will select a contractor by September 1, 2016. The project is expected to be completed by June 2017.	
2016	This project was completed in PY16. Beneficiary information and final draw will occur in PY17.	



U.S. Department of Housing and Urban Development  
 Office of Community Planning and Development  
 Integrated Disbursement and Information System  
 CDBG Activity Summary Report (GPR) for Program Year 2016  
 BERKELEY

Date: 29-Sep-2017  
 Time: 13:36  
 Page: 10

**PGM Year:** 2012  
**Project:** 0011 - PUBLIC FACILITIES - COB  
**IDIS Activity:** 827 - Berkeley Food & Housing - Windows, Flooring

**Status:** Completed 12/8/2016 12:00:00 AM  
**Location:** 2140 Dwight Way Berkeley, CA 94704-2015

**Objective:** Create suitable living environments  
**Outcome:** Sustainability  
**Matrix Code:** Homeless Facilities (not operating costs) (03C)

**National Objective:** LMC

**Initial Funding Date:** 09/10/2012

**Description:**

\$40,000 in ESG (PY2011) and \$52,406 in CDBG (PY2012) funds will be used to replace windows for energy efficiency, flooring for bedbug mitigation, and a dishwasher for health and safety at the women's shelter and transitional housing operated by Berkeley Food & Housing Project.

**Financing**

	Fund Type	Grant Year	Grant	Funded Amount	Drawn In Program Year	Drawn Thru Program Year
CDBG	EN	Pre-2015		\$52,406.00	\$0.00	\$0.00
		2012	B12MC060008		\$0.00	\$34,113.00
		2013	B13MC060008		\$0.00	\$11,696.54
		2014	B14MC060008		\$0.00	\$6,596.46
<b>Total</b>	<b>Total</b>			<b>\$52,406.00</b>	<b>\$0.00</b>	<b>\$52,406.00</b>

**Proposed Accomplishments**

**Actual Accomplishments**

*Number assisted:*

	Owner		Renter		Total		Person	
	Total	Hispanic	Total	Hispanic	Total	Hispanic	Total	Hispanic
White:	0	0	0	0	0	0	74	3
Black/African American:	0	0	0	0	0	0	193	4
Asian:	0	0	0	0	0	0	5	0
American Indian/Alaskan Native:	0	0	0	0	0	0	12	4
Native Hawaiian/Other Pacific Islander:	0	0	0	0	0	0	4	1
American Indian/Alaskan Native & White:	0	0	0	0	0	0	3	0
Asian White:	0	0	0	0	0	0	1	0
Black/African American & White:	0	0	0	0	0	0	9	0
American Indian/Alaskan Native & Black/African American:	0	0	0	0	0	0	18	0
Other multi-racial:	0	0	0	0	0	0	18	2
Asian/Pacific Islander:	0	0	0	0	0	0	0	0
Hispanic:	0	0	0	0	0	0	0	0
<b>Total:</b>	<b>0</b>	<b>0</b>	<b>0</b>	<b>0</b>	<b>0</b>	<b>0</b>	<b>337</b>	<b>14</b>



U.S. Department of Housing and Urban Development  
Office of Community Planning and Development  
Integrated Disbursement and Information System  
CDBG Activity Summary Report (GPR) for Program Year 2016  
BERKELEY

Date: 29-Sep-2017  
Time: 13:36  
Page: 11

Female-headed Households:

0 0 0

*Income Category:*

	<b>Owner</b>	<b>Renter</b>	<b>Total</b>	<b>Person</b>
Extremely Low	0	0	0	328
Low Mod	0	0	0	9
Moderate	0	0	0	0
Non Low Moderate	0	0	0	0
Total	0	0	0	337
Percent Low/Mod				100.0%

**Annual Accomplishments**

<b>Years</b>	<b>Accomplishment Narrative</b>	<b># Benefitting</b>
2012	In the fall of 2012, the Berkeley Food and Housing Project informed the City that an elevator serving the 2nd and 3rd floors of their building at 2140 Dwight Way had broken down and was in need of major repair. Funding originally reserved for the replacement of windows and flooring was repurposed to provide major repairs to the elevator to ensure that homeless families residing on the 2nd and 3rd floors had continued access to those floors. The elevator was repaired in PY2012, utilizing \$40,000 in ESG funds and \$6,578.50 in CDBG funds. The remaining CDBG funds for elevator repair will be drawn in PY2013.	
2013	The elevator repair was completed.	
2014	The kitchen, bathroom and flooring renovations were initiated in PY14. The improvements are expected to be completed in PY15.	
2016	This project was completed.	



U.S. Department of Housing and Urban Development  
 Office of Community Planning and Development  
 Integrated Disbursement and Information System  
 CDBG Activity Summary Report (GPR) for Program Year 2016  
 BERKELEY

Date: 29-Sep-2017  
 Time: 13:36  
 Page: 12

**PGM Year:** 2012  
**Project:** 0011 - PUBLIC FACILITIES - COB  
**IDIS Activity:** 828 - BOSS - McKinley House Renovations

**Status:** Completed 9/9/2016 1:43:52 PM  
**Location:** 2111 McKinley Ave Berkeley, CA 94703-2735

**Objective:** Create suitable living environments  
**Outcome:** Sustainability  
**Matrix Code:** Homeless Facilities (not operating costs) (03C)

**National Objective:** LMC

**Initial Funding Date:** 09/10/2012

**Description:**

CDBG funds will be used to finalize improvements begun in PY2010 at the McKinley transitional house for homeless families operated by Building Opportunities for Self-Sufficiency. Improvements will include firewalls, a half-bathroom and permit fees.

**Financing**

	Fund Type	Grant Year	Grant	Funded Amount	Drawn In Program Year	Drawn Thru Program Year
CDBG	EN	Pre-2015		\$30,582.00	\$0.00	\$0.00
		2013	B13MC060008		\$0.00	\$6,937.14
		2014	B14MC060008		\$0.00	\$23,644.86
<b>Total</b>	<b>Total</b>			<b>\$30,582.00</b>	<b>\$0.00</b>	<b>\$30,582.00</b>


**Proposed Accomplishments**

Public Facilities : 1

**Actual Accomplishments**

Number assisted:

	Owner		Renter		Total		Person	
	Total	Hispanic	Total	Hispanic	Total	Hispanic	Total	Hispanic
White:	0	0	0	0	0	0		0
Black/African American:	0	0	0	0	0	0	27	3
Asian:	0	0	0	0	0	0	0	0
American Indian/Alaskan Native:	0	0	0	0	0	0	3	1
Native Hawaiian/Other Pacific Islander:	0	0	0	0	0	0	1	0
American Indian/Alaskan Native & White:	0	0	0	0	0	0	0	0
Asian White:	0	0	0	0	0	0	0	0
Black/African American & White:	0	0	0	0	0	0	0	0
American Indian/Alaskan Native & Black/African American:	0	0	0	0	0	0	0	0
Other multi-racial:	0	0	0	0	0	0	0	0
Asian/Pacific Islander:	0	0	0	0	0	0	0	0
Hispanic:	0	0	0	0	0	0	0	0
<b>Total:</b>	<b>0</b>	<b>0</b>	<b>0</b>	<b>0</b>	<b>0</b>	<b>0</b>	<b>31</b>	<b>4</b>



U.S. Department of Housing and Urban Development  
Office of Community Planning and Development  
Integrated Disbursement and Information System  
CDBG Activity Summary Report (GPR) for Program Year 2016  
BERKELEY

Date: 29-Sep-2017  
Time: 13:36  
Page: 13

Female-headed Households:

0 0 0

*Income Category:*

	<b>Owner</b>	<b>Renter</b>	<b>Total</b>	<b>Person</b>
Extremely Low	0	0	0	27
Low Mod	0	0	0	4
Moderate	0	0	0	0
Non Low Moderate	0	0	0	0
Total	0	0	0	31
Percent Low/Mod				100.0%

**Annual Accomplishments**

<b>Years</b>	<b>Accomplishment Narrative</b>	<b># Benefitting</b>
2012	The project did not start in PY2012. Funds will be carried over.	
2013	Initial design and permit work completed.	
2014	The project bid will be released to contractors this fall. This project is expected to be completed in PY2015.	
2015	The agency received its permits, completed its bid process, selected a contractor, and completed this project. The draw for this project will be completed by December 31, 2016.	



U.S. Department of Housing and Urban Development  
 Office of Community Planning and Development  
 Integrated Disbursement and Information System  
 CDBG Activity Summary Report (GPR) for Program Year 2016  
 BERKELEY

Date: 29-Sep-2017  
 Time: 13:36  
 Page: 14

**PGM Year:** 2012  
**Project:** 0003 - SENIOR AND DISABLED REHAB PROGRAM  
**IDIS Activity:** 835 - Rehab Loans SDRP

**Status:** Completed 12/9/2016 12:00:00 AM  
**Location:** Address Suppressed  
**Objective:** Provide decent affordable housing  
**Outcome:** Sustainability  
**Matrix Code:** Rehab; Single-Unit Residential (14A)      **National Objective:** LMH

**Initial Funding Date:** 09/14/2012

**Description:**

This activity is funded to provide rehab loans to low-income seniors and the disabled who participate in the Senior and Disabled Rehab program operated by the City of Berkeley.

**Financing**

	Fund Type	Grant Year	Grant	Funded Amount	Drawn In Program Year	Drawn Thru Program Year
CDBG	EN	Pre-2015		\$150,000.00	\$0.00	\$0.00
		2011	B11MC060008		\$0.00	\$45,000.00
		2013	B13MC060008		\$0.00	\$105,000.00
<b>Total</b>	<b>Total</b>			<b>\$150,000.00</b>	<b>\$0.00</b>	<b>\$150,000.00</b>

**Proposed Accomplishments**

Housing Units : 7

**Actual Accomplishments**

Number assisted:

	Owner		Renter		Total		Person	
	Total	Hispanic	Total	Hispanic	Total	Hispanic	Total	Hispanic
White:	3	0	0	0	3	0	0	0
Black/African American:	3	0	0	0	3	0	0	0
Asian:	1	0	0	0	1	0	0	0
American Indian/Alaskan Native:	0	0	0	0	0	0	0	0
Native Hawaiian/Other Pacific Islander:	0	0	0	0	0	0	0	0
American Indian/Alaskan Native & White:	0	0	0	0	0	0	0	0
Asian White:	0	0	0	0	0	0	0	0
Black/African American & White:	0	0	0	0	0	0	0	0
American Indian/Alaskan Native & Black/African American:	0	0	0	0	0	0	0	0
Other multi-racial:	0	0	0	0	0	0	0	0
Asian/Pacific Islander:	0	0	0	0	0	0	0	0
Hispanic:	0	0	0	0	0	0	0	0
<b>Total:</b>	<b>7</b>	<b>0</b>	<b>0</b>	<b>0</b>	<b>7</b>	<b>0</b>	<b>0</b>	<b>0</b>



U.S. Department of Housing and Urban Development  
 Office of Community Planning and Development  
 Integrated Disbursement and Information System  
 CDBG Activity Summary Report (GPR) for Program Year 2016  
 BERKELEY

Date: 29-Sep-2017  
 Time: 13:36  
 Page: 15


Female-headed Households: 0 0 0

*Income Category:*

	<b>Owner</b>	<b>Renter</b>	<b>Total</b>	<b>Person</b>
Extremely Low	2	0	2	0
Low Mod	5	0	5	0
Moderate	0	0	0	0
Non Low Moderate	0	0	0	0
Total	7	0	7	0
Percent Low/Mod	100.0%		100.0%	

**Annual Accomplishments**

<b>Years</b>	<b>Accomplishment Narrative</b>	<b># Benefitting</b>
2012	\$45,000 was drawn in PY2012 for one project. Loans to homeowners are also made with CalHOME funds. Unexpended loan funds in the amount of \$105,000 will be carried over into PY2013.	
2013	In PY2013 CDBG funds were drawn for 1636 Stannage (9,522.83), 1910 Russell (6,850) and 2131 Curtis (27,000). Remaining funds will be drawn in PY2014.	
2014	Seven projects were completed between 2013-2014. 1) 1604 Ashby, 2) 1568 San Lorenzo, 3) 1910 Russell, 4) 1636 Stannage, 5) 2131 Curtis, 6) 2115 Browning, and 7) 1127 Arch (partially funded in 835 and 858. Demographic included in below.	



U.S. Department of Housing and Urban Development  
 Office of Community Planning and Development  
 Integrated Disbursement and Information System  
 CDBG Activity Summary Report (GPR) for Program Year 2016  
 BERKELEY

Date: 29-Sep-2017  
 Time: 13:36  
 Page: 16

**PGM Year:** 2013  
**Project:** 0003 - Grayson Street Apartments  
**IDIS Activity:** 849 - Grayson Street Apartments

**Status:** Open  
**Location:** 2748 San Pablo Ave Berkeley, CA 94702-2240

**Objective:** Provide decent affordable housing  
**Outcome:** Availability/accessibility  
**Matrix Code:** Acquisition of Real Property (01)

**National Objective:** LMH

**Initial Funding Date:** 09/20/2013

**Description:**

CDBG funds will be used to acquire 2748 San Pablo Avenue and convert it into 23 units of affordable rental housing.

**Financing**

	Fund Type	Grant Year	Grant	Funded Amount	Drawn In Program Year	Drawn Thru Program Year
CDBG	EN	Pre-2015		\$876,000.00	\$0.00	\$0.00
		2012	B12MC060008		\$0.00	\$876,000.00
<b>Total</b>	<b>Total</b>			<b>\$876,000.00</b>	<b>\$0.00</b>	<b>\$876,000.00</b>

**Proposed Accomplishments**

Housing Units : 23

**Actual Accomplishments**

Number assisted:

	Owner		Renter		Total		Person	
	Total	Hispanic	Total	Hispanic	Total	Hispanic	Total	Hispanic
White:	0	0	0	0	0	0		0
Black/African American:	0	0	0	0	0	0	0	0
Asian:	0	0	0	0	0	0	0	0
American Indian/Alaskan Native:	0	0	0	0	0	0	0	0
Native Hawaiian/Other Pacific Islander:	0	0	0	0	0	0	0	0
American Indian/Alaskan Native & White:	0	0	0	0	0	0	0	0
Asian White:	0	0	0	0	0	0	0	0
Black/African American & White:	0	0	0	0	0	0	0	0
American Indian/Alaskan Native & Black/African American:	0	0	0	0	0	0	0	0
Other multi-racial:	0	0	0	0	0	0	0	0
Asian/Pacific Islander:	0	0	0	0	0	0	0	0
Hispanic:	0	0	0	0	0	0	0	0
<b>Total:</b>	<b>0</b>	<b>0</b>	<b>0</b>	<b>0</b>	<b>0</b>	<b>0</b>	<b>0</b>	<b>0</b>

Female-headed Households:

0 0 0 0 0 0 0 0





U.S. Department of Housing and Urban Development  
Office of Community Planning and Development  
Integrated Disbursement and Information System  
CDBG Activity Summary Report (GPR) for Program Year 2016  
BERKELEY

Date: 29-Sep-2017  
Time: 13:36  
Page: 17

*Income Category:*

	<b>Owner</b>	<b>Renter</b>	<b>Total</b>	<b>Person</b>
Extremely Low	0	0	0	0
Low Mod	0	0	0	0
Moderate	0	0	0	0
Non Low Moderate	0	0	0	0
Total	0	0	0	0
Percent Low/Mod				

**Annual Accomplishments**

<b>Years</b>	<b>Accomplishment Narrative</b>	<b># Benefitting</b>
2013	In December 2012, Council approved an HTF reservation of \$1,095,000 for Satellite Affordable Housing Associates (SAHA) to purchase the property, and SAHA acquired the site in July 2013. SAHA is working to assemble financing to develop the property as tax-credit funded, special needs housing. Total project costs are estimated at \$10 million.	
2014	In December 2012, Council approved an HTF reservation of \$1,095,000 for Satellite Affordable Housing Associates (SAHA) to purchase the property, and SAHA acquired the site in July 2013. SAHA continues to work to assemble financing to develop the property as tax-credit funded, special needs housing. Total project costs are estimated at \$10 million.	
2015	SAHA continues to work on assembling financing. Total project costs is now estimated at \$14.5 million. In FY2015, the City reserved an additional \$1.4 million in funding and agreed to act as a co-applicant for the state's Affordable Housing and Sustainable Communities program.	



U.S. Department of Housing and Urban Development  
 Office of Community Planning and Development  
 Integrated Disbursement and Information System  
 CDBG Activity Summary Report (GPR) for Program Year 2016  
 BERKELEY

Date: 29-Sep-2017  
 Time: 13:36  
 Page: 18

**PGM Year:** 2013  
**Project:** 0006 - SENIOR AND DISABLED REHAB PROGRAM  
**IDIS Activity:** 858 - Rehab Loans SDRP

**Status:** Completed 12/9/2016 12:00:00 AM  
**Location:** 1127 Arch St Berkeley, CA 94708-1614  
**Objective:** Create suitable living environments  
**Outcome:** Sustainability  
**Matrix Code:** Rehab; Single-Unit Residential (14A)      **National Objective:** LMH

**Initial Funding Date:** 12/10/2013

**Description:**

This activity is funded to provide rehab loans to low-income seniors and the disabled who participate in the Senior and Disabled Rehab program operated by the City of Berkeley.

**Financing**

	Fund Type	Grant Year	Grant	Funded Amount	Drawn In Program Year	Drawn Thru Program Year
CDBG	EN	Pre-2015		\$150,000.00	\$0.00	\$0.00
		2013	B13MC060008		\$0.00	\$69,411.43
		2014	B14MC060008		\$0.00	\$80,588.57
<b>Total</b>	<b>Total</b>			<b>\$150,000.00</b>	<b>\$0.00</b>	<b>\$150,000.00</b>

**Proposed Accomplishments**

Housing Units : 7

**Actual Accomplishments**

Number assisted:

	Owner		Renter		Total		Person	
	Total	Hispanic	Total	Hispanic	Total	Hispanic	Total	Hispanic
White:	1	1	0	0	1	1	0	0
Black/African American:	2	0	0	0	2	0	0	0
Asian:	1	0	0	0	1	0	0	0
American Indian/Alaskan Native:	0	0	0	0	0	0	0	0
Native Hawaiian/Other Pacific Islander:	0	0	0	0	0	0	0	0
American Indian/Alaskan Native & White:	0	0	0	0	0	0	0	0
Asian White:	0	0	0	0	0	0	0	0
Black/African American & White:	0	0	0	0	0	0	0	0
American Indian/Alaskan Native & Black/African American:	0	0	0	0	0	0	0	0
Other multi-racial:	0	0	0	0	0	0	0	0
Asian/Pacific Islander:	0	0	0	0	0	0	0	0
Hispanic:	0	0	0	0	0	0	0	0
<b>Total:</b>	<b>4</b>	<b>1</b>	<b>0</b>	<b>0</b>	<b>4</b>	<b>1</b>	<b>0</b>	<b>0</b>





U.S. Department of Housing and Urban Development  
 Office of Community Planning and Development  
 Integrated Disbursement and Information System  
 CDBG Activity Summary Report (GPR) for Program Year 2016  
 BERKELEY

Date: 29-Sep-2017  
 Time: 13:36  
 Page: 20

**PGM Year:** 2013  
**Project:** 0013 - PUBLIC FACILITIES - COB  
**IDIS Activity:** 872 - A Better Way Interior Improvements

**Status:** Completed 6/27/2017 12:00:00 AM  
**Location:** 3200 Adeline St Berkeley, CA 94703-2407

**Objective:** Create suitable living environments  
**Outcome:** Sustainability  
**Matrix Code:** Abused and Neglected Children Facilities (03Q)      **National Objective:** LMC

**Initial Funding Date:** 05/08/2014

**Description:**

CDBG funds will be used to replace the electrical system and floors in this facility providing mental health services to low-income children and families.

**Financing**

	Fund Type	Grant Year	Grant	Funded Amount	Drawn In Program Year	Drawn Thru Program Year
CDBG	EN	Pre-2015		\$32,273.00	\$0.00	\$0.00
		2014	B14MC060008		\$32,273.00	\$32,273.00
<b>Total</b>	<b>Total</b>			<b>\$32,273.00</b>	<b>\$32,273.00</b>	<b>\$32,273.00</b>

**Proposed Accomplishments**

Public Facilities : 1


**Actual Accomplishments**

Number assisted:

	Owner		Renter		Total		Person	
	Total	Hispanic	Total	Hispanic	Total	Hispanic	Total	Hispanic
White:	0	0	0	0	0	0	5	0
Black/African American:	0	0	0	0	0	0	5	0
Asian:	0	0	0	0	0	0	1	0
American Indian/Alaskan Native:	0	0	0	0	0	0	0	0
Native Hawaiian/Other Pacific Islander:	0	0	0	0	0	0	0	0
American Indian/Alaskan Native & White:	0	0	0	0	0	0	0	0
Asian White:	0	0	0	0	0	0	0	0
Black/African American & White:	0	0	0	0	0	0	0	0
American Indian/Alaskan Native & Black/African American:	0	0	0	0	0	0	0	0
Other multi-racial:	0	0	0	0	0	0	4	4
Asian/Pacific Islander:	0	0	0	0	0	0	0	0
Hispanic:	0	0	0	0	0	0	0	0
<b>Total:</b>	<b>0</b>	<b>0</b>	<b>0</b>	<b>0</b>	<b>0</b>	<b>0</b>	<b>15</b>	<b>4</b>

Female-headed Households:

	0	0	0
--	---	---	---



U.S. Department of Housing and Urban Development  
Office of Community Planning and Development  
Integrated Disbursement and Information System  
CDBG Activity Summary Report (GPR) for Program Year 2016  
BERKELEY

Date: 29-Sep-2017  
Time: 13:36  
Page: 21

*Income Category:*

	<b>Owner</b>	<b>Renter</b>	<b>Total</b>	<b>Person</b>
Extremely Low	0	0	0	0
Low Mod	0	0	0	15
Moderate	0	0	0	0
Non Low Moderate	0	0	0	0
Total	0	0	0	15
Percent Low/Mod				100.0%

**Annual Accomplishments**

<b>Years</b>	<b>Accomplishment Narrative</b>	<b># Benefitting</b>
2013	This project was delayed due to questions regarding the ADA.	
2014	This project was delayed due to questions regarding the ADA. The agency has identified ADA improvements to be completed and is in the process of identifying a contractor to submit its permit application and complete construction. This project is expected to be completed by June 30, 2016.	
2015	Due to costs associated with this project the scope was reduced to replacing the floor. The project has been completed. The project amount will be drawn by December 31, 2016.	
2016	Due to costs associated with this project the scope was reduced to replacing the floor. The project has been completed. The project amount will be drawn by December 31, 2016.	



U.S. Department of Housing and Urban Development  
 Office of Community Planning and Development  
 Integrated Disbursement and Information System  
 CDBG Activity Summary Report (GPR) for Program Year 2016  
 BERKELEY

Date: 29-Sep-2017  
 Time: 13:36  
 Page: 22

**PGM Year:** 2013  
**Project:** 0013 - PUBLIC FACILITIES - COB  
**IDIS Activity:** 873 - Alzheimer's Services of the East Bay Side Entry Improvement

**Status:** Completed 9/22/2017 12:00:00 AM      **Objective:** Create suitable living environments  
**Location:** 2320 Channing Way Berkeley, CA 94704-2202      **Outcome:** Sustainability  
    **Matrix Code:** Senior Centers (03A)      **National Objective:** LMC

**Initial Funding Date:** 05/08/2014

**Description:**  
 CDBG funding will be used to improve a side entry to their building to provide an alternate and safer entrance for clients with early stage Alzheimers to meeting space on the lower level of the building.

**Financing**

	Fund Type	Grant Year	Grant	Funded Amount	Drawn In Program Year	Drawn Thru Program Year
CDBG	EN	Pre-2015		\$26,689.00	\$0.00	\$0.00
		2014	B14MC060008		\$26,689.00	\$26,689.00
<b>Total</b>	<b>Total</b>			<b>\$26,689.00</b>	<b>\$26,689.00</b>	<b>\$26,689.00</b>

**Proposed Accomplishments**

Public Facilities : 1

**Actual Accomplishments**

Number assisted:

	<b>Owner</b>		<b>Renter</b>		<b>Total</b>		<b>Person</b>	
	Total	Hispanic	Total	Hispanic	Total	Hispanic	Total	Hispanic
White:	0	0	0	0	0	0	15	0
Black/African American:	0	0	0	0	0	0	12	0
Asian:	0	0	0	0	0	0	1	0
American Indian/Alaskan Native:	0	0	0	0	0	0	0	0
Native Hawaiian/Other Pacific Islander:	0	0	0	0	0	0	0	0
American Indian/Alaskan Native & White:	0	0	0	0	0	0	0	0
Asian White:	0	0	0	0	0	0	0	0
Black/African American & White:	0	0	0	0	0	0	1	1
American Indian/Alaskan Native & Black/African American:	0	0	0	0	0	0	0	0
Other multi-racial:	0	0	0	0	0	0	0	0
Asian/Pacific Islander:	0	0	0	0	0	0	0	0
Hispanic:	0	0	0	0	0	0	0	0
<b>Total:</b>	<b>0</b>	<b>0</b>	<b>0</b>	<b>0</b>	<b>0</b>	<b>0</b>	<b>29</b>	<b>1</b>



U.S. Department of Housing and Urban Development  
Office of Community Planning and Development  
Integrated Disbursement and Information System  
CDBG Activity Summary Report (GPR) for Program Year 2016  
BERKELEY

Date: 29-Sep-2017  
Time: 13:36  
Page: 23

Female-headed Households: 0 0 0

*Income Category:*

	<b>Owner</b>	<b>Renter</b>	<b>Total</b>	<b>Person</b>
Extremely Low	0	0	0	11
Low Mod	0	0	0	6
Moderate	0	0	0	4
Non Low Moderate	0	0	0	8
Total	0	0	0	29
Percent Low/Mod				72.4%

**Annual Accomplishments**

<b>Years</b>	<b>Accomplishment Narrative</b>	<b># Benefitting</b>
2013	The Environmental Review resulted in a delay to the project. The ER is now completed.	
2014	The ER has been completed and the agency has submitted its permit application. Once its permit is issued, the Agency will issue a bid release notice and select a contractor. This project is expected to be completed by June 30, 2016.	
2015	The agency has received its permits, completed its bid process and is ready to enter into a contract with general contractor. The projects is expected to be completed by June 30, 2017.	
2016	This project was completed and fully drawn in PY16.	



U.S. Department of Housing and Urban Development  
 Office of Community Planning and Development  
 Integrated Disbursement and Information System  
 CDBG Activity Summary Report (GPR) for Program Year 2016  
 BERKELEY

Date: 29-Sep-2017  
 Time: 13:36  
 Page: 24

**PGM Year:** 2013  
**Project:** 0013 - PUBLIC FACILITIES - COB  
**IDIS Activity:** 882 - Lifelong Medical Care Dental Clinic Cabinets

**Status:** Completed 12/5/2016 12:00:00 AM  
**Location:** 1860 Alcatraz Ave Berkeley, CA 94703-2715  
**Objective:** Create suitable living environments  
**Outcome:** Sustainability  
**Matrix Code:** Health Facilities (03P) **National Objective:** LMC

**Initial Funding Date:** 09/05/2014

**Description:**  
 CDBG funds will be used to replace severely dilapidated cabinets in their Dental Clinic which serves primarily low-income residents.

**Financing**

	Fund Type	Grant Year	Grant	Funded Amount	Drawn In Program Year	Drawn Thru Program Year
CDBG	EN	Pre-2015		\$66,965.00	\$0.00	\$0.00
		2014	B14MC060008		\$0.00	\$66,965.00
<b>Total</b>	<b>Total</b>			<b>\$66,965.00</b>	<b>\$0.00</b>	<b>\$66,965.00</b>

**Proposed Accomplishments**

Public Facilities : 1

**Actual Accomplishments**

Number assisted:

	Owner		Renter		Total		Person	
	Total	Hispanic	Total	Hispanic	Total	Hispanic	Total	Hispanic
White:	0	0	0	0	0	0	826	24
Black/African American:	0	0	0	0	0	0	1,519	30
Asian:	0	0	0	0	0	0	348	5
American Indian/Alaskan Native:	0	0	0	0	0	0	15	1
Native Hawaiian/Other Pacific Islander:	0	0	0	0	0	0	0	0
American Indian/Alaskan Native & White:	0	0	0	0	0	0	0	0
Asian White:	0	0	0	0	0	0	0	0
Black/African American & White:	0	0	0	0	0	0	0	0
American Indian/Alaskan Native & Black/African American:	0	0	0	0	0	0	0	0
Other multi-racial:	0	0	0	0	0	0	1,562	774
Asian/Pacific Islander:	0	0	0	0	0	0	0	0
Hispanic:	0	0	0	0	0	0	0	0
<b>Total:</b>	<b>0</b>	<b>0</b>	<b>0</b>	<b>0</b>	<b>0</b>	<b>0</b>	<b>4,270</b>	<b>834</b>

Female-headed Households:

0 0 0 0 0 0





U.S. Department of Housing and Urban Development  
Office of Community Planning and Development  
Integrated Disbursement and Information System  
CDBG Activity Summary Report (GPR) for Program Year 2016  
BERKELEY

Date: 29-Sep-2017

Time: 13:36

Page: 25

*Income Category:*

	<b>Owner</b>	<b>Renter</b>	<b>Total</b>	<b>Person</b>
Extremely Low	0	0	0	1,339
Low Mod	0	0	0	1,912
Moderate	0	0	0	743
Non Low Moderate	0	0	0	276
Total	0	0	0	4,270
Percent Low/Mod				93.5%

**Annual Accomplishments**

<b>Years</b>	<b>Accomplishment Narrative</b>	<b># Benefitting</b>
2013	The agency selected a contractor but did not enter into an agreement within the required 90 day period. An updated wage decision will be reissued.	
2014	The budget for this activity was increased by \$5,575 to cover gap in funding (shifted from Activity #830). This project has been completed. Staff is working with agency to submit final project documentation.	



U.S. Department of Housing and Urban Development  
 Office of Community Planning and Development  
 Integrated Disbursement and Information System  
 CDBG Activity Summary Report (GPR) for Program Year 2016  
 BERKELEY

Date: 29-Sep-2017  
 Time: 13:36  
 Page: 26

**PGM Year:** 2013  
**Project:** 0022 - Homeless Prevention and Rapid Re-Housing  
**IDIS Activity:** 883 - Priority Home Partnership Program

**Status:** Canceled 9/2/2016 7:10:15 PM  
**Location:** 2180 Milvia St Berkeley, CA 94704-1122

**Objective:** Create suitable living environments  
**Outcome:** Availability/accessibility  
**Matrix Code:** Rental Housing Subsidies (05S) **National Objective:** LMH

**Initial Funding Date:** 09/05/2014

**Description:**  
 CDBG funds will be used for rental assistance payments for homeless and at-risk households as part of the City's Priority Home Partnership Program.

**Financing**  
 No data returned for this view. This might be because the applied filter excludes all data.

**Proposed Accomplishments**

Households (General) : 14

**Actual Accomplishments**

*Number assisted:*

	Owner		Renter		Total		Person	
	Total	Hispanic	Total	Hispanic	Total	Hispanic	Total	Hispanic
White:	0	0	0	0	0	0		0
Black/African American:	0	0	0	0	0	0	0	0
Asian:	0	0	0	0	0	0	0	0
American Indian/Alaskan Native:	0	0	0	0	0	0	0	0
Native Hawaiian/Other Pacific Islander:	0	0	0	0	0	0	0	0
American Indian/Alaskan Native & White:	0	0	0	0	0	0	0	0
Asian White:	0	0	0	0	0	0	0	0
Black/African American & White:	0	0	0	0	0	0	0	0
American Indian/Alaskan Native & Black/African American:	0	0	0	0	0	0	0	0
Other multi-racial:	0	0	0	0	0	0	0	0
Asian/Pacific Islander:	0	0	0	0	0	0	0	0



U.S. Department of Housing and Urban Development  
 Office of Community Planning and Development  
 Integrated Disbursement and Information System  
 CDBG Activity Summary Report (GPR) for Program Year 2016  
 BERKELEY

Date: 29-Sep-2017  
 Time: 13:36  
 Page: 27

Hispanic:	0	0	0	0	0	0	0	0	0
<b>Total:</b>	<b>0</b>	<b>0</b>	<b>0</b>	<b>0</b>	<b>0</b>	<b>0</b>	<b>0</b>	<b>0</b>	<b>0</b>

Female-headed Households: 0 0 0 0 0 0 0 0 0

*Income Category:*

	Owner	Renter	Total	Person
Extremely Low	0	0	0	0
Low Mod	0	0	0	0
Moderate	0	0	0	0
Non Low Moderate	0	0	0	0
Total	0	0	0	0
Percent Low/Mod				

**Annual Accomplishments**

Years	Accomplishment Narrative	# Benefitting
2014	Funds will be carried over to PY15 for rapid rehousing activities at the Housing Crisis Resolution Center.	



U.S. Department of Housing and Urban Development  
 Office of Community Planning and Development  
 Integrated Disbursement and Information System  
 CDBG Activity Summary Report (GPR) for Program Year 2016  
 BERKELEY

Date: 29-Sep-2017  
 Time: 13:36  
 Page: 28

**PGM Year:** 2013  
**Project:** 0013 - PUBLIC FACILITIES - COB  
**IDIS Activity:** 884 - BFHP - Flooring, Kitchen and Bathroom

**Status:** Completed 12/8/2016 12:00:00 AM  
**Location:** 2140 Dwight Way Berkeley, CA 94704-2015

**Objective:** Create suitable living environments  
**Outcome:** Availability/accessibility  
**Matrix Code:** Homeless Facilities (not operating costs) (03C)      **National Objective:** LMC

**Initial Funding Date:** 09/05/2014

**Description:**  
 PY2013 CDBG funds will be used for kitchen, bathroom and flooring renovations at the North County Women's Building at 2140 Dwight Way, which the agency owns. The project also included the following funding sources: FY13 CDBG funds remaining from elevator modernization project (\$18,293) and FY13 ESG (\$139,475).

**Financing**

	Fund Type	Grant Year	Grant	Funded Amount	Drawn In Program Year	Drawn Thru Program Year
CDBG	EN	Pre-2015		\$41,800.00	\$0.00	\$0.00
		2014	B14MC060008		\$0.00	\$41,800.00
<b>Total</b>	<b>Total</b>			<b>\$41,800.00</b>	<b>\$0.00</b>	<b>\$41,800.00</b>

**Proposed Accomplishments**

Public Facilities : 1

**Actual Accomplishments**

Number assisted:

	Owner		Renter		Total		Person	
	Total	Hispanic	Total	Hispanic	Total	Hispanic	Total	Hispanic
White:	0	0	0	0	0	0	35	3
Black/African American:	0	0	0	0	0	0	148	5
Asian:	0	0	0	0	0	0	6	0
American Indian/Alaskan Native:	0	0	0	0	0	0	0	0
Native Hawaiian/Other Pacific Islander:	0	0	0	0	0	0	1	0
American Indian/Alaskan Native & White:	0	0	0	0	0	0	0	0
Asian White:	0	0	0	0	0	0	0	0
Black/African American & White:	0	0	0	0	0	0	0	0
American Indian/Alaskan Native & Black/African American:	0	0	0	0	0	0	0	0
Other multi-racial:	0	0	0	0	0	0	0	0
Asian/Pacific Islander:	0	0	0	0	0	0	0	0
Hispanic:	0	0	0	0	0	0	0	0
<b>Total:</b>	<b>0</b>	<b>0</b>	<b>0</b>	<b>0</b>	<b>0</b>	<b>0</b>	<b>190</b>	<b>8</b>



U.S. Department of Housing and Urban Development  
Office of Community Planning and Development  
Integrated Disbursement and Information System  
CDBG Activity Summary Report (GPR) for Program Year 2016  
BERKELEY

Date: 29-Sep-2017  
Time: 13:36  
Page: 29

Female-headed Households: 0 0 0

*Income Category:*

	<b>Owner</b>	<b>Renter</b>	<b>Total</b>	<b>Person</b>
Extremely Low	0	0	0	157
Low Mod	0	0	0	22
Moderate	0	0	0	11
Non Low Moderate	0	0	0	0
Total	0	0	0	190
Percent Low/Mod				100.0%

**Annual Accomplishments**

<b>Years</b>	<b>Accomplishment Narrative</b>	<b># Benefiting</b>
2014	This project is 90% completed and the funds allocated for this Activity # have been drawn. This project is expected to be completed by September 30, 2015.	
2015	This project has been completed.	



U.S. Department of Housing and Urban Development  
 Office of Community Planning and Development  
 Integrated Disbursement and Information System  
 CDBG Activity Summary Report (GPR) for Program Year 2016  
 BERKELEY

Date: 29-Sep-2017  
 Time: 13:36  
 Page: 30

**PGM Year:** 2012  
**Project:** 0011 - PUBLIC FACILITIES - COB  
**IDIS Activity:** 885 - Women's Daytime Drop In Center - Interior Improvements

**Status:** Open  
**Location:** 2218 Acton St Berkeley, CA 94702-1915

**Objective:** Create suitable living environments  
**Outcome:** Availability/accessibility  
**Matrix Code:** Homeless Facilities (not operating costs) (03C)

**National Objective:** LMC

**Initial Funding Date:** 09/05/2014

**Description:**

Funds were awarded to replace windows, insulation, and a door.

**Financing**

	Fund Type	Grant Year	Grant	Funded Amount	Drawn In Program Year	Drawn Thru Program Year
CDBG	EN	Pre-2015		\$40,000.00	\$0.00	\$0.00
<b>Total</b>	<b>Total</b>			<b>\$40,000.00</b>	<b>\$0.00</b>	<b>\$0.00</b>

**Proposed Accomplishments**

Public Facilities : 1

**Actual Accomplishments**

*Number assisted:*

	<b>Owner</b>		<b>Renter</b>		<b>Total</b>		<b>Person</b>	
	Total	Hispanic	Total	Hispanic	Total	Hispanic	Total	Hispanic
White:	0	0	0	0	0	0		0
Black/African American:	0	0	0	0	0	0	0	0
Asian:	0	0	0	0	0	0	0	0
American Indian/Alaskan Native:	0	0	0	0	0	0	0	0
Native Hawaiian/Other Pacific Islander:	0	0	0	0	0	0	0	0
American Indian/Alaskan Native & White:	0	0	0	0	0	0	0	0
Asian White:	0	0	0	0	0	0	0	0
Black/African American & White:	0	0	0	0	0	0	0	0
American Indian/Alaskan Native & Black/African American:	0	0	0	0	0	0	0	0
Other multi-racial:	0	0	0	0	0	0	0	0
Asian/Pacific Islander:	0	0	0	0	0	0	0	0
Hispanic:	0	0	0	0	0	0	0	0
<b>Total:</b>	<b>0</b>	<b>0</b>	<b>0</b>	<b>0</b>	<b>0</b>	<b>0</b>	<b>0</b>	<b>0</b>
Female-headed Households:	0		0		0			



U.S. Department of Housing and Urban Development  
Office of Community Planning and Development  
Integrated Disbursement and Information System  
CDBG Activity Summary Report (GPR) for Program Year 2016  
BERKELEY

Date: 29-Sep-2017  
Time: 13:36  
Page: 31

*Income Category:*

	<b>Owner</b>	<b>Renter</b>	<b>Total</b>	<b>Person</b>
Extremely Low	0	0	0	0
Low Mod	0	0	0	0
Moderate	0	0	0	0
Non Low Moderate	0	0	0	0
Total	0	0	0	0
Percent Low/Mod				

**Annual Accomplishments**

<b>Years</b>	<b>Accomplishment Narrative</b>	<b># Benefitting</b>
2013	Due to the need to perform a physical needs inspection of the building and execute a new lease for this property, this project is delayed to PY2014.	
2014	The project scope is being revised to include required ADA improvements. A permit application is expected to be submitted this fall and the project is expected to be completed by June 30, 2016.	
2015	The agency completed its CASP report to identify needed ADA improvements. The new scope includes replacing the ADA ramp at the entrance of the building and replacing the HVAC system. The agency has submitted its plans for permitting. The project is expected to be completed by June 30, 2017.	
2016	The agency released its bid project multiple times in PY16, with mixed results, including no responses and then two responses that were significantly over budget. The agency is reviewing the project scope with City staff to determine next steps.	



U.S. Department of Housing and Urban Development  
 Office of Community Planning and Development  
 Integrated Disbursement and Information System  
 CDBG Activity Summary Report (GPR) for Program Year 2016  
 BERKELEY

Date: 29-Sep-2017  
 Time: 13:36  
 Page: 32

**PGM Year:** 2014  
**Project:** 0001 - Housing Services  
**IDIS Activity:** 886 - COB - LOAN SERVICES

**Status:** Completed 9/28/2016 12:10:12 PM  
**Location:** 1127 Arch St Berkeley, CA 94708-1614

**Objective:** Create suitable living environments  
**Outcome:** Availability/accessibility  
**Matrix Code:** Rehabilitation Administration (14H)      **National Objective:** LMH

**Initial Funding Date:** 10/27/2014

**Description:**

THIS PROJECT SERVES ACTIVE HOUSING REHABILITATION LOANS.  
 SERVICES INCLUDE ACCOUNTING, LOAN PAYMENT PROCESSING, AND PROCESSING DEEDS AND LIEN RELEASES.

**Financing**

	Fund Type	Grant Year	Grant	Funded Amount	Drawn In Program Year	Drawn Thru Program Year
CDBG	EN	Pre-2015		\$46,262.19	\$0.00	\$0.00
		2013	B13MC060008		\$0.00	\$43,773.30
		2014	B14MC060008		\$0.00	\$2,488.89
<b>Total</b>	<b>Total</b>			<b>\$46,262.19</b>	<b>\$0.00</b>	<b>\$46,262.19</b>

**Proposed Accomplishments**

Housing Units : 231

**Actual Accomplishments**

Number assisted:

	Owner		Renter		Total		Person	
	Total	Hispanic	Total	Hispanic	Total	Hispanic	Total	Hispanic
White:	50	9	0	0	50	9	0	0
Black/African American:	38	0	0	0	38	0	0	0
Asian:	5	0	0	0	5	0	0	0
American Indian/Alaskan Native:	0	0	0	0	0	0	0	0
Native Hawaiian/Other Pacific Islander:	0	0	0	0	0	0	0	0
American Indian/Alaskan Native & White:	0	0	0	0	0	0	0	0
Asian White:	0	0	0	0	0	0	0	0
Black/African American & White:	0	0	0	0	0	0	0	0
American Indian/Alaskan Native & Black/African American:	0	0	0	0	0	0	0	0
Other multi-racial:	1	0	0	0	1	0	0	0
Asian/Pacific Islander:	0	0	0	0	0	0	0	0
Hispanic:	0	0	0	0	0	0	0	0
<b>Total:</b>	<b>94</b>	<b>9</b>	<b>0</b>	<b>0</b>	<b>94</b>	<b>9</b>	<b>0</b>	<b>0</b>





U.S. Department of Housing and Urban Development  
Office of Community Planning and Development  
Integrated Disbursement and Information System  
CDBG Activity Summary Report (GPR) for Program Year 2016  
BERKELEY

Date: 29-Sep-2017  
Time: 13:36  
Page: 33

Female-headed Households: 43 0 43

*Income Category:*

	<b>Owner</b>	<b>Renter</b>	<b>Total</b>	<b>Person</b>
Extremely Low	28	0	28	0
Low Mod	39	0	39	0
Moderate	26	0	26	0
Non Low Moderate	1	0	1	0
Total	94	0	94	0
Percent Low/Mod	98.9%		98.9%	

**Annual Accomplishments**

<b>Years</b>	<b>Accomplishment Narrative</b>	<b># Benefitting</b>
2014	City staff serviced a total of 289 loans of which 94 are individual single family loans for which we have demographic data and the rest are loans through the City's Housing Trust Fund and through the Office of Economic Development.	



U.S. Department of Housing and Urban Development  
 Office of Community Planning and Development  
 Integrated Disbursement and Information System  
 CDBG Activity Summary Report (GPR) for Program Year 2016  
 BERKELEY

Date: 29-Sep-2017  
 Time: 13:36  
 Page: 34

**PGM Year:** 2014  
**Project:** 0003 - Single Family Rehabilitation Programs  
**IDIS Activity:** 888 - Rehab Loans SDRP

**Status:** Open  
**Location:** 2180 Milvia St Berkeley, CA 94704-1122  
**Objective:** Create suitable living environments  
**Outcome:** Sustainability  
**Matrix Code:** Rehab; Single-Unit Residential (14A)      **National Objective:** LMH

**Initial Funding Date:** 10/27/2014

**Description:**

This activity is funded to provide rehab loans to low-income seniors and the disabled who participate in the Senior and Disabled Rehab program operated by the City of Berkeley.

**Financing**

	Fund Type	Grant Year	Grant	Funded Amount	Drawn In Program Year	Drawn Thru Program Year
CDBG	EN	Pre-2015		\$150,000.00	\$0.00	\$0.00
		2014	B14MC060008		\$30,000.00	\$71,405.96
<b>Total</b>	<b>Total</b>			<b>\$150,000.00</b>	<b>\$30,000.00</b>	<b>\$71,405.96</b>

**Proposed Accomplishments**

Housing Units : 4


**Actual Accomplishments**

Number assisted:

	Owner		Renter		Total		Person	
	Total	Hispanic	Total	Hispanic	Total	Hispanic	Total	Hispanic
White:	0	0	0	0	0	0		0
Black/African American:	0	0	0	0	0	0	0	0
Asian:	0	0	0	0	0	0	0	0
American Indian/Alaskan Native:	0	0	0	0	0	0	0	0
Native Hawaiian/Other Pacific Islander:	0	0	0	0	0	0	0	0
American Indian/Alaskan Native & White:	0	0	0	0	0	0	0	0
Asian White:	0	0	0	0	0	0	0	0
Black/African American & White:	0	0	0	0	0	0	0	0
American Indian/Alaskan Native & Black/African American:	0	0	0	0	0	0	0	0
Other multi-racial:	0	0	0	0	0	0	0	0
Asian/Pacific Islander:	0	0	0	0	0	0	0	0
Hispanic:	0	0	0	0	0	0	0	0
<b>Total:</b>	<b>0</b>	<b>0</b>	<b>0</b>	<b>0</b>	<b>0</b>	<b>0</b>	<b>0</b>	<b>0</b>

Female-headed Households:

	0	0	0	0
--	---	---	---	---



U.S. Department of Housing and Urban Development  
Office of Community Planning and Development  
Integrated Disbursement and Information System  
CDBG Activity Summary Report (GPR) for Program Year 2016  
BERKELEY

Date: 29-Sep-2017

Time: 13:36

Page: 35

*Income Category:*

	<b>Owner</b>	<b>Renter</b>	<b>Total</b>	<b>Person</b>
Extremely Low	0	0	0	0
Low Mod	0	0	0	0
Moderate	0	0	0	0
Non Low Moderate	0	0	0	0
Total	0	0	0	0
Percent Low/Mod				

**Annual Accomplishments**

<b>Years</b>	<b>Accomplishment Narrative</b>	<b># Benefitting</b>
2014	No PY14 funds were spent this year. Funds from earlier years (PY12 and PY13) were spent in PY2014. \$150,000 will be carried over into PY2015.	



U.S. Department of Housing and Urban Development  
 Office of Community Planning and Development  
 Integrated Disbursement and Information System  
 CDBG Activity Summary Report (GPR) for Program Year 2016  
 BERKELEY

Date: 29-Sep-2017  
 Time: 13:36  
 Page: 36

**PGM Year:** 2014  
**Project:** 0004 - Public Services  
**IDIS Activity:** 891 - Priority Home Partnership Program

**Status:** Canceled 9/2/2016 7:31:03 PM  
**Location:** 2180 Milvia St Berkeley, CA 94704-1122

**Objective:** Create suitable living environments  
**Outcome:** Sustainability  
**Matrix Code:** Rental Housing Subsidies (05S)      **National Objective:** LMH

**Initial Funding Date:** 10/27/2014

**Description:**

CDBG funds will be used for rental assistance payments for homeless and at-risk households as part of the City's Priority Home Partnership Program.

**Financing**

No data returned for this view. This might be because the applied filter excludes all data.


**Proposed Accomplishments**

Households (General) : 4

**Actual Accomplishments**

*Number assisted:*

	Owner		Renter		Total		Person	
	Total	Hispanic	Total	Hispanic	Total	Hispanic	Total	Hispanic
White:	0	0	0	0	0	0		0
Black/African American:	0	0	0	0	0	0	0	0
Asian:	0	0	0	0	0	0	0	0
American Indian/Alaskan Native:	0	0	0	0	0	0	0	0
Native Hawaiian/Other Pacific Islander:	0	0	0	0	0	0	0	0
American Indian/Alaskan Native & White:	0	0	0	0	0	0	0	0
Asian White:	0	0	0	0	0	0	0	0
Black/African American & White:	0	0	0	0	0	0	0	0
American Indian/Alaskan Native & Black/African American:	0	0	0	0	0	0	0	0
Other multi-racial:	0	0	0	0	0	0	0	0
Asian/Pacific Islander:	0	0	0	0	0	0	0	0



U.S. Department of Housing and Urban Development  
 Office of Community Planning and Development  
 Integrated Disbursement and Information System  
 CDBG Activity Summary Report (GPR) for Program Year 2016  
 BERKELEY

Date: 29-Sep-2017  
 Time: 13:36  
 Page: 37

Hispanic:	0	0	0	0	0	0	0	0
<b>Total:</b>	<b>0</b>	<b>0</b>	<b>0</b>	<b>0</b>	<b>0</b>	<b>0</b>	<b>0</b>	<b>0</b>

Female-headed Households: 0 0 0

*Income Category:*

	Owner	Renter	Total	Person
Extremely Low	0	0	0	0
Low Mod	0	0	0	0
Moderate	0	0	0	0
Non Low Moderate	0	0	0	0
Total	0	0	0	0
Percent Low/Mod				

**Annual Accomplishments**

Years	Accomplishment Narrative	# Benefitting
2014	CDBG funds were not used in PY14 and will be carried over into PY2015.	



U.S. Department of Housing and Urban Development  
 Office of Community Planning and Development  
 Integrated Disbursement and Information System  
 CDBG Activity Summary Report (GPR) for Program Year 2016  
 BERKELEY

Date: 29-Sep-2017  
 Time: 13:36  
 Page: 38

**PGM Year:** 2014  
**Project:** 0005 - Community Facility Rehabilitation  
**IDIS Activity:** 900 - Lifelong Dental Clinic Energy Improvements

**Status:** Completed 9/28/2017 12:00:00 AM  
**Location:** 1860 Alcatraz Ave Berkeley, CA 94703-2715

**Objective:** Create suitable living environments  
**Outcome:** Sustainability  
**Matrix Code:** Health Facilities (03P)

**National Objective:** LMC

**Initial Funding Date:** 07/27/2015

**Description:**

CDBG funds will be used to improve the energy efficiency and sustainability of Dental Clinic by replacing the existing storefront door and windows with a low-emissive door and windows.

**Financing**

	Fund Type	Grant Year	Grant	Funded Amount	Drawn In Program Year	Drawn Thru Program Year
CDBG	EN	Pre-2015		\$34,493.00	\$0.00	\$0.00
		2014	B14MC060008		\$34,493.00	\$34,493.00
<b>Total</b>	<b>Total</b>			<b>\$34,493.00</b>	<b>\$34,493.00</b>	<b>\$34,493.00</b>

**Proposed Accomplishments**

Public Facilities : 1

**Actual Accomplishments**

Number assisted:

	Owner		Renter		Total		Person	
	Total	Hispanic	Total	Hispanic	Total	Hispanic	Total	Hispanic
White:	0	0	0	0	0	0	326	21
Black/African American:	0	0	0	0	0	0	302	6
Asian:	0	0	0	0	0	0	146	3
American Indian/Alaskan Native:	0	0	0	0	0	0	4	1
Native Hawaiian/Other Pacific Islander:	0	0	0	0	0	0	6	2
American Indian/Alaskan Native & White:	0	0	0	0	0	0	0	0
Asian White:	0	0	0	0	0	0	0	0
Black/African American & White:	0	0	0	0	0	0	0	0
American Indian/Alaskan Native & Black/African American:	0	0	0	0	0	0	0	0
Other multi-racial:	0	0	0	0	0	0	522	271
Asian/Pacific Islander:	0	0	0	0	0	0	0	0
Hispanic:	0	0	0	0	0	0	0	0
<b>Total:</b>	<b>0</b>	<b>0</b>	<b>0</b>	<b>0</b>	<b>0</b>	<b>0</b>	<b>1,306</b>	<b>304</b>



U.S. Department of Housing and Urban Development  
Office of Community Planning and Development  
Integrated Disbursement and Information System  
CDBG Activity Summary Report (GPR) for Program Year 2016  
BERKELEY

Date: 29-Sep-2017

Time: 13:36

Page: 39

Female-headed Households:

0 0 0

*Income Category:*

	<b>Owner</b>	<b>Renter</b>	<b>Total</b>	<b>Person</b>
Extremely Low	0	0	0	1,302
Low Mod	0	0	0	0
Moderate	0	0	0	4
Non Low Moderate	0	0	0	0
Total	0	0	0	1,306
Percent Low/Mod				100.0%

**Annual Accomplishments**

<b>Years</b>	<b>Accomplishment Narrative</b>	<b># Benefiting</b>
2015	The agency has received its permits, completed its bid process and has entered into a contract with a contractor. The project is expected to be completed by June 30, 2017.	
2016	This project is complete. The beneficiaries are listed below and the final draw will be in PY17.	



U.S. Department of Housing and Urban Development  
 Office of Community Planning and Development  
 Integrated Disbursement and Information System  
 CDBG Activity Summary Report (GPR) for Program Year 2016  
 BERKELEY

Date: 29-Sep-2017  
 Time: 13:36  
 Page: 40

**PGM Year:** 2014  
**Project:** 0005 - Community Facility Rehabilitation  
**IDIS Activity:** 901 - Lifelong Over 60s Health Clinic Improvements

**Status:** Completed 6/27/2017 12:00:00 AM  
**Location:** 3260 Sacramento St Berkeley, CA 94702-2739

**Objective:** Create suitable living environments  
**Outcome:** Sustainability  
**Matrix Code:** Health Facilities (03P)

**National Objective:** LMC

**Initial Funding Date:** 01/28/2016

**Description:**

CDBG funds will be used to replace a 14-year old air handler unit currently in disrepair; improve energy efficiency by installing insulated one half inch Tempered Low E Glass on 11 Patio doors that have damaged glazing; and replace the Main Entrance Storefront door and transom for energy efficiency.

**Financing**

	Fund Type	Grant Year	Grant	Funded Amount	Drawn In Program Year	Drawn Thru Program Year
CDBG	EN	Pre-2015		\$43,040.00	\$0.00	\$0.00
		2014	B14MC060008		\$43,040.00	\$43,040.00
<b>Total</b>	<b>Total</b>			<b>\$43,040.00</b>	<b>\$43,040.00</b>	<b>\$43,040.00</b>

**Proposed Accomplishments**


Public Facilities : 646

**Actual Accomplishments**

Number assisted:

	Owner		Renter		Total		Person	
	Total	Hispanic	Total	Hispanic	Total	Hispanic	Total	Hispanic
White:	0	0	0	0	0	0	272	7
Black/African American:	0	0	0	0	0	0	204	3
Asian:	0	0	0	0	0	0	59	3
American Indian/Alaskan Native:	0	0	0	0	0	0	0	0
Native Hawaiian/Other Pacific Islander:	0	0	0	0	0	0	3	1
American Indian/Alaskan Native & White:	0	0	0	0	0	0	1	0
Asian White:	0	0	0	0	0	0	7	1
Black/African American & White:	0	0	0	0	0	0	5	0
American Indian/Alaskan Native & Black/African American:	0	0	0	0	0	0	1	0
Other multi-racial:	0	0	0	0	0	0	94	33
Asian/Pacific Islander:	0	0	0	0	0	0	0	0
Hispanic:	0	0	0	0	0	0	0	0
<b>Total:</b>	<b>0</b>	<b>0</b>	<b>0</b>	<b>0</b>	<b>0</b>	<b>0</b>	<b>646</b>	<b>48</b>





U.S. Department of Housing and Urban Development  
 Office of Community Planning and Development  
 Integrated Disbursement and Information System  
 CDBG Activity Summary Report (GPR) for Program Year 2016  
 BERKELEY

Date: 29-Sep-2017  
 Time: 13:36  
 Page: 41


Female-headed Households: 0 0 0

*Income Category:*

	<b>Owner</b>	<b>Renter</b>	<b>Total</b>	<b>Person</b>
Extremely Low	0	0	0	459
Low Mod	0	0	0	83
Moderate	0	0	0	54
Non Low Moderate	0	0	0	50
Total	0	0	0	646
Percent Low/Mod				92.3%

**Annual Accomplishments**

<b>Years</b>	<b>Accomplishment Narrative</b>	<b># Benefitting</b>
2015	The agency has received permits for the HVAC replacement project, completed its bid process and entered into a contract with a contractor. The agency has completed its bid process and entered into a contract with a door replacement contractor but is still waiting for the permit to be issued. Both projects are expected to be completed by June 30, 2017.	
2016	This project was completed and funding drawn.	



U.S. Department of Housing and Urban Development  
 Office of Community Planning and Development  
 Integrated Disbursement and Information System  
 CDBG Activity Summary Report (GPR) for Program Year 2016  
 BERKELEY

Date: 29-Sep-2017  
 Time: 13:36  
 Page: 42

**PGM Year:** 2014  
**Project:** 0003 - Single Family Rehabilitation Programs  
**IDIS Activity:** 902 - Home Safety & Repair Prog.

Status: Completed 8/11/2016 12:00:00 AM      Objective: Create suitable living environments  
 Location: 1911 Harmon St Berkeley, CA 94703-2724      Outcome: Sustainability  
 Matrix Code: Rehab; Single-Unit Residential (14A)      National Objective: LMH

**Initial Funding Date:** 10/28/2014

**Description:**  
 Community Energy Services Corporation (CESC) performs repairs to improve safety, habitability, and energy efficiency of homes occupied by low-income owners and renters.

**Financing**

	Fund Type	Grant Year	Grant	Funded Amount	Drawn In Program Year	Drawn Thru Program Year
CDBG	EN	Pre-2015		\$282,334.00	\$0.00	\$0.00
		2013	B13MC060008		\$0.00	\$282,334.00
<b>Total</b>	<b>Total</b>			<b>\$282,334.00</b>	<b>\$0.00</b>	<b>\$282,334.00</b>

**Proposed Accomplishments**

Housing Units : 120

**Actual Accomplishments**

Number assisted:

	Owner		Renter		Total		Person	
	Total	Hispanic	Total	Hispanic	Total	Hispanic	Total	Hispanic
White:	25	3	3	1	28	4	0	0
Black/African American:	34	0	6	0	40	0	0	0
Asian:	2	0	2	0	4	0	0	0
American Indian/Alaskan Native:	1	0	0	0	1	0	0	0
Native Hawaiian/Other Pacific Islander:	1	0	0	0	1	0	0	0
American Indian/Alaskan Native & White:	0	0	0	0	0	0	0	0
Asian White:	0	0	0	0	0	0	0	0
Black/African American & White:	0	0	0	0	0	0	0	0
American Indian/Alaskan Native & Black/African American:	0	0	0	0	0	0	0	0
Other multi-racial:	4	3	2	1	6	4	0	0
Asian/Pacific Islander:	0	0	0	0	0	0	0	0
Hispanic:	0	0	0	0	0	0	0	0
<b>Total:</b>	<b>67</b>	<b>6</b>	<b>13</b>	<b>2</b>	<b>80</b>	<b>8</b>	<b>0</b>	<b>0</b>
Female-headed Households:	0		0		0			



U.S. Department of Housing and Urban Development  
Office of Community Planning and Development  
Integrated Disbursement and Information System  
CDBG Activity Summary Report (GPR) for Program Year 2016  
BERKELEY

Date: 29-Sep-2017

Time: 13:36

Page: 43

*Income Category:*

	<b>Owner</b>	<b>Renter</b>	<b>Total</b>	<b>Person</b>
Extremely Low	32	11	43	0
Low Mod	29	1	30	0
Moderate	6	1	7	0
Non Low Moderate	0	0	0	0
Total	67	13	80	0
Percent Low/Mod	100.0%	100.0%	100.0%	

**Annual Accomplishments**

<b>Years</b>	<b>Accomplishment Narrative</b>	<b># Benefitting</b>
2014	CESC completed both major and/or minor home repairs for 80 unduplicated households. Eighteen clients leveraged the Energy Savings Assistance Program offered by CESC which provides weatherization installations for qualifying clients. Twenty clients served this year were new to the BHR Program.	



U.S. Department of Housing and Urban Development  
 Office of Community Planning and Development  
 Integrated Disbursement and Information System  
 CDBG Activity Summary Report (GPR) for Program Year 2016  
 BERKELEY

Date: 29-Sep-2017  
 Time: 13:36  
 Page: 44

**PGM Year:** 2014  
**Project:** 0003 - Single Family Rehabilitation Programs  
**IDIS Activity:** 903 - CIL - RESIDENTIAL ACCESS FOR THE DISABLED

**Status:** Completed 8/4/2016 3:01:10 PM      **Objective:** Create suitable living environments  
**Location:** 2020 Kittredge St Berkeley, CA 94704-1497      **Outcome:** Availability/accessibility  
**Matrix Code:** Rehab; Single-Unit Residential (14A)      **National Objective:** LMH

**Initial Funding Date:** 10/28/2014

**Description:**

CILs Residential Access Program for people with disabilities will deliver the following services: 1) the installation of 6 ramps or lifts; and 2) the installation of 26 interiorexterior modifications for accessibility.  
 (Some of these will be duplicated households; the total number of unduplicated jobs will be 26).  
 The installation of ramps or lifts gives people with mobility disabilities access to their homes, Interior modifications include a host of smaller projects such as stair railings, grab bars and standing poles to allow safe use of bathrooms and ease of exiting from bed where people with disabilities frequently encounter difficulty and often fall; installation of strobe doorbells for people who are deaf; providing contrast stair strips for people with low vision; and tactile markings on appliances for people who are blind.  
 For ramps and lift installations, CIL provides on site assessment, design and architectural drawings, permit application at the building department, and overall project management, including vendor selection.  
 CIL also manages inquiries about access issues relating to ADA, Title 24, and the Fair Housing Amendment Act; provides community outreach such as presentations to Senior Centers and workshops for landlords and tenants with disabilities; develops collaborative relationships with numerous organizations, such as Community Energy Services, Rebuilding Together, Berkeley Home Loan, the Rent Stabilization Board, and the Housing Authority; solicits and places donations of goods and services related to the delivery of this program; and consults with the City on the overall process of these residential modifications.  
 CIL provides much information and referral on many access issues, such as helping a person newly disabled from an accident or illness on how to get started putting their new life together, to live as fully and independently as possible.  
 This funding helps not only the person with the disability have access to the community, but allows the community to benefit from the participation of that individual, therefore many people benefit.

**Financing**

	Fund Type	Grant Year	Grant	Funded Amount	Drawn In Program Year	Drawn Thru Program Year
CDBG	EN	Pre-2015		\$140,219.00	\$0.00	\$0.00
		2013	B13MC060008		\$0.00	\$140,219.00
<b>Total</b>	<b>Total</b>			<b>\$140,219.00</b>	<b>\$0.00</b>	<b>\$140,219.00</b>

**Proposed Accomplishments**

Housing Units : 18

**Actual Accomplishments**

Number assisted:	Owner		Renter		Total		Person	
	Total	Hispanic	Total	Hispanic	Total	Hispanic	Total	Hispanic
White:	4	0	12	0	16	0	0	0
Black/African American:	2	0	5	0	7	0	0	0
Asian:	1	0	0	0	1	0	0	0



U.S. Department of Housing and Urban Development  
 Office of Community Planning and Development  
 Integrated Disbursement and Information System  
 CDBG Activity Summary Report (GPR) for Program Year 2016  
 BERKELEY

Date: 29-Sep-2017  
 Time: 13:36  
 Page: 45

American Indian/Alaskan Native:	0	0	0	0	0	0	0	0
Native Hawaiian/Other Pacific Islander:	0	0	1	0	1	0	0	0
American Indian/Alaskan Native & White:	0	0	1	1	1	1	0	0
Asian White:	0	0	1	0	1	0	0	0
Black/African American & White:	0	0	2	0	2	0	0	0
American Indian/Alaskan Native & Black/African American:	0	0	0	0	0	0	0	0
Other multi-racial:	0	0	3	1	3	1	0	0
Asian/Pacific Islander:	0	0	0	0	0	0	0	0
Hispanic:	0	0	0	0	0	0	0	0
<b>Total:</b>	<b>7</b>	<b>0</b>	<b>25</b>	<b>2</b>	<b>32</b>	<b>2</b>	<b>0</b>	<b>0</b>
Female-headed Households:	5		14		19			

*Income Category:*

	<b>Owner</b>	<b>Renter</b>	<b>Total</b>	<b>Person</b>
Extremely Low	5	13	18	0
Low Mod	2	8	10	0
Moderate	0	4	4	0
Non Low Moderate	0	0	0	0
Total	7	25	32	0
Percent Low/Mod	100.0%	100.0%	100.0%	

**Annual Accomplishments**

<b>Years</b>	<b>Accomplishment Narrative</b>	<b># Benefiting</b>
2014	This program provided improvements to 32 unduplicated households. The program installed 6 ramps/stair lifts and installed 29 minor home modifications.	



U.S. Department of Housing and Urban Development  
 Office of Community Planning and Development  
 Integrated Disbursement and Information System  
 CDBG Activity Summary Report (GPR) for Program Year 2016  
 BERKELEY

Date: 29-Sep-2017  
 Time: 13:36  
 Page: 46

**PGM Year:** 2014  
**Project:** 0003 - Single Family Rehabilitation Programs  
**IDIS Activity:** 904 - Rebuilding Together SAFE HOME PROJECT

**Status:** Completed 9/2/2016 12:00:00 AM  
**Location:** 2815 Wallace St Berkeley, CA 94702-2231  
**Objective:** Create suitable living environments  
**Outcome:** Sustainability  
**Matrix Code:** Rehab; Single-Unit Residential (14A)      **National Objective:** LMH

**Initial Funding Date:** 10/28/2014

**Description:**

Rebuilding Together mobilizes volunteers to provide health and safety single family home improvements to qualified low-income, elderly and/or disabled homeowners. RBT develops a scope of work, acquires donated or heavily discounted materials, supplies the necessary equipment, provides project related insurance, and finally recruits, trains, and manages volunteers who are both skilled and unskilled in construction. These improvements are completed at no cost to the homeowner. The types of work that we do include carpentry, plumbing, painting, electrical, roof repairs, weatherization, appliance replacement, window and door repairs and replacements, carpet, gutter cleaning, debris removal, interior cleaning and more.

**Financing**

	Fund Type	Grant Year	Grant	Funded Amount	Drawn In Program Year	Drawn Thru Program Year
CDBG	EN	Pre-2015		\$98,279.00	\$0.00	\$0.00
		2013	B13MC060008		\$0.00	\$98,279.00
<b>Total</b>	<b>Total</b>			<b>\$98,279.00</b>	<b>\$0.00</b>	<b>\$98,279.00</b>

**Proposed Accomplishments**

Housing Units : 18

**Actual Accomplishments**

Number assisted:

	Owner		Renter		Total		Person	
	Total	Hispanic	Total	Hispanic	Total	Hispanic	Total	Hispanic
White:	7	0	0	0	7	0	0	0
Black/African American:	9	0	0	0	9	0	0	0
Asian:	0	0	0	0	0	0	0	0
American Indian/Alaskan Native:	1	0	0	0	1	0	0	0
Native Hawaiian/Other Pacific Islander:	0	0	0	0	0	0	0	0
American Indian/Alaskan Native & White:	0	0	0	0	0	0	0	0
Asian White:	0	0	0	0	0	0	0	0
Black/African American & White:	0	0	0	0	0	0	0	0
American Indian/Alaskan Native & Black/African American:	0	0	0	0	0	0	0	0
Other multi-racial:	1	1	0	0	1	1	0	0
Asian/Pacific Islander:	0	0	0	0	0	0	0	0



U.S. Department of Housing and Urban Development  
 Office of Community Planning and Development  
 Integrated Disbursement and Information System  
 CDBG Activity Summary Report (GPR) for Program Year 2016  
 BERKELEY

Date: 29-Sep-2017  
 Time: 13:36  
 Page: 47

Hispanic:	0	0	0	0	0	0	0	0
<b>Total:</b>	<b>18</b>	<b>1</b>	<b>0</b>	<b>0</b>	<b>18</b>	<b>1</b>	<b>0</b>	<b>0</b>
Female-headed Households:	15		0		15			

*Income Category:*

	<b>Owner</b>	<b>Renter</b>	<b>Total</b>	<b>Person</b>
Extremely Low	9	0	9	0
Low Mod	9	0	9	0
Moderate	0	0	0	0
Non Low Moderate	0	0	0	0
Total	18	0	18	0
Percent Low/Mod	100.0%		100.0%	

**Annual Accomplishments**

<b>Years</b>	<b>Accomplishment Narrative</b>	<b># Benefitting</b>
2014	We met our goal of providing home repair services to 18 households. Our work included: Grab Bar Installations, Hot Water Heater Replacements, Wall Heater Replacements, Smoke Alarms and CO detectors Installed, Interior and exterior painting, door repairs, electrical and plumbing repairs/replacements.	



U.S. Department of Housing and Urban Development  
 Office of Community Planning and Development  
 Integrated Disbursement and Information System  
 CDBG Activity Summary Report (GPR) for Program Year 2016  
 BERKELEY

Date: 29-Sep-2017  
 Time: 13:36  
 Page: 48

**PGM Year:** 2014  
**Project:** 0004 - Public Services  
**IDIS Activity:** 906 - BIOTECH PARTNERS INC. - BIOTECH ACADEMY

**Status:** Completed 1/13/2017 12:00:00 AM  
**Location:** 800 Dwight Way Berkeley, CA 94710-2428

**Objective:** Create suitable living environments  
**Outcome:** Sustainability  
**Matrix Code:** Youth Services (05D)

**National Objective:** LMC

**Initial Funding Date:** 10/28/2014

**Description:**

BIOTECH PARTNERS WILL PROVIDE AT-RISK JUNIORS AND SENIORS AT BERKELEY HIGH SCHOOL WITH TUTORING, COUNSELING, JOB SEARCH ASSISTANCE, AND INTERNSHIP PLACEMENTS.

**Financing**

	Fund Type	Grant Year	Grant	Funded Amount	Drawn In Program Year	Drawn Thru Program Year
CDBG	EN	Pre-2015		\$68,094.00	\$0.00	\$0.00
		2013	B13MC060008		\$0.00	\$49,900.00
		2014	B14MC060008		\$0.00	\$18,194.00
<b>Total</b>	<b>Total</b>			<b>\$68,094.00</b>	<b>\$0.00</b>	<b>\$68,094.00</b>

**Proposed Accomplishments**

People (General) : 60

**Actual Accomplishments**

Number assisted:

	Owner		Renter		Total		Person	
	Total	Hispanic	Total	Hispanic	Total	Hispanic	Total	Hispanic
White:	0	0	0	0	0	0	58	12
Black/African American:	0	0	0	0	0	0	78	4
Asian:	0	0	0	0	0	0	46	0
American Indian/Alaskan Native:	0	0	0	0	0	0	4	0
Native Hawaiian/Other Pacific Islander:	0	0	0	0	0	0	8	4
American Indian/Alaskan Native & White:	0	0	0	0	0	0	0	0
Asian White:	0	0	0	0	0	0	0	0
Black/African American & White:	0	0	0	0	0	0	0	0
American Indian/Alaskan Native & Black/African American:	0	0	0	0	0	0	0	0
Other multi-racial:	0	0	0	0	0	0	50	4
Asian/Pacific Islander:	0	0	0	0	0	0	0	0
Hispanic:	0	0	0	0	0	0	0	0
<b>Total:</b>	<b>0</b>	<b>0</b>	<b>0</b>	<b>0</b>	<b>0</b>	<b>0</b>	<b>244</b>	<b>24</b>





U.S. Department of Housing and Urban Development  
Office of Community Planning and Development  
Integrated Disbursement and Information System  
CDBG Activity Summary Report (GPR) for Program Year 2016  
BERKELEY

Date: 29-Sep-2017  
Time: 13:36  
Page: 49

Female-headed Households:

0 0 0

*Income Category:*

	<b>Owner</b>	<b>Renter</b>	<b>Total</b>	<b>Person</b>
Extremely Low	0	0	0	12
Low Mod	0	0	0	72
Moderate	0	0	0	60
Non Low Moderate	0	0	0	100
Total	0	0	0	244
Percent Low/Mod				59.0%

**Annual Accomplishments**

<b>Years</b>	<b>Accomplishment Narrative</b>	<b># Benefitting</b>
2014	Twenty-four Berkeley High School seniors were placed into prestigious and challenging internship positions this summer, at places like Bayer HealthCare Berkeley, Berkeley Dog & Cat Hospital, HEAL (Health Excellence & Academic Leadership) at Highland Hospital; Joint BioEnergy Institute (JBEI), Kaiser Oakland Medical Center, Libby Laboratories, UC Berkeley, U.S.D.A. 100% of senior Academy students graduated in June and have been accepted at post-secondary institutions, locally and out-of-state. Two BHS graduates completed the rigorous BCI curriculum and achieved their Certificate in Bioscience	



U.S. Department of Housing and Urban Development  
 Office of Community Planning and Development  
 Integrated Disbursement and Information System  
 CDBG Activity Summary Report (GPR) for Program Year 2016  
 BERKELEY

Date: 29-Sep-2017  
 Time: 13:36  
 Page: 50

**PGM Year:** 2015  
**Project:** 0005 - Community Facility Rehabilitation  
**IDIS Activity:** 913 - RBT - Community Facility Improvements

**Status:** Canceled 8/1/2016 6:29:32 PM  
**Location:** 2180 Milvia St Berkeley, CA 94704-1122

**Objective:** Create suitable living environments  
**Outcome:** Sustainability  
**Matrix Code:** Public Facilities and Improvement  
 (General) (03)

**National Objective:** LMC

**Initial Funding Date:** 11/19/2015

**Description:**

REBUILDING TOGETHER MOBILIZES VOLUNTEERS TO PROVIDE REHAB TO 5 - 10 PUBLIC FACILITIES IN BERKELEY.

**Financing**

No data returned for this view. This might be because the applied filter excludes all data.

**Proposed Accomplishments**

Public Facilities : 5

**Actual Accomplishments**

*Number assisted:*

	Owner		Renter		Total		Person	
	Total	Hispanic	Total	Hispanic	Total	Hispanic	Total	Hispanic
White:	0	0	0	0	0	0		0
Black/African American:	0	0	0	0	0	0	0	0
Asian:	0	0	0	0	0	0	0	0
American Indian/Alaskan Native:	0	0	0	0	0	0	0	0
Native Hawaiian/Other Pacific Islander:	0	0	0	0	0	0	0	0
American Indian/Alaskan Native & White:	0	0	0	0	0	0	0	0
Asian White:	0	0	0	0	0	0	0	0
Black/African American & White:	0	0	0	0	0	0	0	0
American Indian/Alaskan Native & Black/African American:	0	0	0	0	0	0	0	0
Other multi-racial:	0	0	0	0	0	0	0	0
Asian/Pacific Islander:	0	0	0	0	0	0	0	0



U.S. Department of Housing and Urban Development  
Office of Community Planning and Development  
Integrated Disbursement and Information System  
CDBG Activity Summary Report (GPR) for Program Year 2016  
BERKELEY

Date: 29-Sep-2017  
Time: 13:36  
Page: 51

Hispanic:	0	0	0	0	0	0	0	0
<b>Total:</b>	<b>0</b>	<b>0</b>	<b>0</b>	<b>0</b>	<b>0</b>	<b>0</b>	<b>0</b>	<b>0</b>

Female-headed Households: 0 0 0

*Income Category:*

	<b>Owner</b>	<b>Renter</b>	<b>Total</b>	<b>Person</b>
Extremely Low	0	0	0	0
Low Mod	0	0	0	0
Moderate	0	0	0	0
Non Low Moderate	0	0	0	0
Total	0	0	0	0

Percent Low/Mod

**Annual Accomplishments**

No data returned for this view. This might be because the applied filter excludes all data.



U.S. Department of Housing and Urban Development  
 Office of Community Planning and Development  
 Integrated Disbursement and Information System  
 CDBG Activity Summary Report (GPR) for Program Year 2016  
 BERKELEY

Date: 29-Sep-2017  
 Time: 13:36  
 Page: 52

**PGM Year:** 2015  
**Project:** 0006 - Administration and Planning  
**IDIS Activity:** 914 - CDBG Planning and Administration

Status: Completed 9/2/2016 12:00:00 AM  
 Location: ,

Objective:  
 Outcome:  
 Matrix Code: General Program Administration (21A)      National Objective:

**Initial Funding Date:** 11/23/2015

**Description:**  
 CDBG Planning and Administration

**Financing**

	Fund Type	Grant Year	Grant	Funded Amount	Drawn In Program Year	Drawn Thru Program Year
CDBG	EN	2015	B15MC060008	\$273,704.48	\$0.00	\$273,704.48
<b>Total</b>	<b>Total</b>			<b>\$273,704.48</b>	<b>\$0.00</b>	<b>\$273,704.48</b>

**Proposed Accomplishments**

**Actual Accomplishments**

Number assisted:

	Owner		Renter		Total		Person	
	Total	Hispanic	Total	Hispanic	Total	Hispanic	Total	Hispanic
White:					0	0		
Black/African American:					0	0		
Asian:					0	0		
American Indian/Alaskan Native:					0	0		
Native Hawaiian/Other Pacific Islander:					0	0		
American Indian/Alaskan Native & White:					0	0		
Asian White:					0	0		
Black/African American & White:					0	0		
American Indian/Alaskan Native & Black/African American:					0	0		
Other multi-racial:					0	0		
Asian/Pacific Islander:					0	0		
Hispanic:					0	0		
<b>Total:</b>	<b>0</b>	<b>0</b>	<b>0</b>	<b>0</b>	<b>0</b>	<b>0</b>	<b>0</b>	<b>0</b>
Female-headed Households:					0			

Income Category:

**Owner    Renter    Total            Person**



U.S. Department of Housing and Urban Development  
Office of Community Planning and Development  
Integrated Disbursement and Information System  
CDBG Activity Summary Report (GPR) for Program Year 2016  
BERKELEY

Date: 29-Sep-2017

Time: 13:36

Page: 53

Extremely Low			0	
Low Mod			0	
Moderate			0	
Non Low Moderate			0	
Total	0	0	0	0
Percent Low/Mod				

**Annual Accomplishments**

No data returned for this view. This might be because the applied filter excludes all data.



U.S. Department of Housing and Urban Development  
 Office of Community Planning and Development  
 Integrated Disbursement and Information System  
 CDBG Activity Summary Report (GPR) for Program Year 2016  
 BERKELEY

Date: 29-Sep-2017  
 Time: 13:36  
 Page: 54

**PGM Year:** 2015  
**Project:** 0006 - Administration and Planning  
**IDIS Activity:** 915 - Support Costs

**Status:** Completed 9/2/2016 12:00:00 AM  
**Location:** ,  
**Objective:**  
**Outcome:**  
**Matrix Code:** Indirect Costs (21B) **National Objective:**

**Initial Funding Date:** 11/23/2015

**Description:**  
 Funding for indirect costs that support the CDBG program.

**Financing**

	Fund Type	Grant Year	Grant	Funded Amount	Drawn In Program Year	Drawn Thru Program Year
CDBG	EN	2015	B15MC060008	\$135,558.00	\$0.00	\$135,558.00
<b>Total</b>	<b>Total</b>			<b>\$135,558.00</b>	<b>\$0.00</b>	<b>\$135,558.00</b>

**Proposed Accomplishments**

**Actual Accomplishments**

<i>Number assisted:</i>	<b>Owner</b>		<b>Renter</b>		<b>Total</b>		<b>Person</b>	
	Total	Hispanic	Total	Hispanic	Total	Hispanic	Total	Hispanic
White:					0	0		
Black/African American:					0	0		
Asian:					0	0		
American Indian/Alaskan Native:					0	0		
Native Hawaiian/Other Pacific Islander:					0	0		
American Indian/Alaskan Native & White:					0	0		
Asian White:					0	0		
Black/African American & White:					0	0		
American Indian/Alaskan Native & Black/African American:					0	0		
Other multi-racial:					0	0		
Asian/Pacific Islander:					0	0		
Hispanic:					0	0		
<b>Total:</b>	<b>0</b>	<b>0</b>	<b>0</b>	<b>0</b>	<b>0</b>	<b>0</b>	<b>0</b>	<b>0</b>
Female-headed Households:					0			

*Income Category:*

**Owner Renter Total Person**



U.S. Department of Housing and Urban Development  
Office of Community Planning and Development  
Integrated Disbursement and Information System  
CDBG Activity Summary Report (GPR) for Program Year 2016  
BERKELEY

Date: 29-Sep-2017

Time: 13:36

Page: 55

Extremely Low			0	
Low Mod			0	
Moderate			0	
Non Low Moderate			0	
Total	0	0	0	0
Percent Low/Mod				

**Annual Accomplishments**

No data returned for this view. This might be because the applied filter excludes all data.



U.S. Department of Housing and Urban Development  
 Office of Community Planning and Development  
 Integrated Disbursement and Information System  
 CDBG Activity Summary Report (GPR) for Program Year 2016  
 BERKELEY

Date: 29-Sep-2017  
 Time: 13:36  
 Page: 56

**PGM Year:** 2015  
**Project:** 0001 - Housing Services  
**IDIS Activity:** 916 - COB Loan Services

**Status:** Completed 9/28/2016 12:11:52 PM  
**Location:** 1127 Arch St Berkeley, CA 94708-1614

**Objective:** Create suitable living environments  
**Outcome:** Availability/accessibility  
**Matrix Code:** Rehabilitation Administration (14H)      **National Objective:** LMH

**Initial Funding Date:** 11/24/2015

**Description:**

City staff provide loan services to support single family rehabilitation, housing trust fund projects, and other federally funded housing related activities.

**Financing**

	Fund Type	Grant Year	Grant	Funded Amount	Drawn In Program Year	Drawn Thru Program Year
CDBG	EN	2015	B15MC060008	\$29,611.86	\$0.00	\$29,611.86
<b>Total</b>	<b>Total</b>			<b>\$29,611.86</b>	<b>\$0.00</b>	<b>\$29,611.86</b>

**Proposed Accomplishments**

Housing Units : 235

**Actual Accomplishments**

*Number assisted:*

	<b>Owner</b>		<b>Renter</b>		<b>Total</b>		<b>Person</b>	
	Total	Hispanic	Total	Hispanic	Total	Hispanic	Total	Hispanic
White:	50	9	0	0	50	9	0	0
Black/African American:	38	0	0	0	38	0	0	0
Asian:	5	0	0	0	5	0	0	0
American Indian/Alaskan Native:	0	0	0	0	0	0	0	0
Native Hawaiian/Other Pacific Islander:	0	0	0	0	0	0	0	0
American Indian/Alaskan Native & White:	0	0	0	0	0	0	0	0
Asian White:	0	0	0	0	0	0	0	0
Black/African American & White:	0	0	0	0	0	0	0	0
American Indian/Alaskan Native & Black/African American:	0	0	0	0	0	0	0	0
Other multi-racial:	1	0	0	0	1	0	0	0
Asian/Pacific Islander:	0	0	0	0	0	0	0	0
Hispanic:	0	0	0	0	0	0	0	0
<b>Total:</b>	<b>94</b>	<b>9</b>	<b>0</b>	<b>0</b>	<b>94</b>	<b>9</b>	<b>0</b>	<b>0</b>
Female-headed Households:	43		0		43			





U.S. Department of Housing and Urban Development  
Office of Community Planning and Development  
Integrated Disbursement and Information System  
CDBG Activity Summary Report (GPR) for Program Year 2016  
BERKELEY

Date: 29-Sep-2017

Time: 13:36

Page: 57

*Income Category:*

	<b>Owner</b>	<b>Renter</b>	<b>Total</b>	<b>Person</b>
Extremely Low	28	0	28	0
Low Mod	39	0	39	0
Moderate	26	0	26	0
Non Low Moderate	1	0	1	0
Total	94	0	94	0
Percent Low/Mod	98.9%		98.9%	

**Annual Accomplishments**

<b>Years</b>	<b>Accomplishment Narrative</b>	<b># Benefitting</b>
2015	City staff serviced 289 loans of which 94 were single family rehab for which demographic data is collected. The remaining loans are for the City's Housing Trust Fund and for Economic Development loans. \$28,713 was unspent and recaptured.	



U.S. Department of Housing and Urban Development  
 Office of Community Planning and Development  
 Integrated Disbursement and Information System  
 CDBG Activity Summary Report (GPR) for Program Year 2016  
 BERKELEY

Date: 29-Sep-2017  
 Time: 13:36  
 Page: 58

**PGM Year:** 2015  
**Project:** 0003 - Single Family Rehabilitation Programs  
**IDIS Activity:** 917 - COB Senior and Disabled Rehab Program

**Status:** Completed 12/8/2016 12:00:00 AM      **Objective:** Create suitable living environments  
**Location:** 2180 Milvia St Berkeley, CA 94704-1122      **Outcome:** Sustainability  
**Matrix Code:** Rehabilitation Administration (14H)      **National Objective:** LMH

**Initial Funding Date:** 11/24/2015

**Description:**

This project funds City staff to carry out rehabilitation of homes for low-income seniors and the disabled.

**Financing**

	Fund Type	Grant Year	Grant	Funded Amount	Drawn In Program Year	Drawn Thru Program Year
CDBG	EN	2015	B15MC060008	\$160,043.53	\$0.00	\$160,043.53
<b>Total</b>	<b>Total</b>			<b>\$160,043.53</b>	<b>\$0.00</b>	<b>\$160,043.53</b>

**Proposed Accomplishments**

**Actual Accomplishments**

*Number assisted:*

	Owner		Renter		Total		Person	
	Total	Hispanic	Total	Hispanic	Total	Hispanic	Total	Hispanic
White:	0	0	0	0	0	0		0
Black/African American:	0	0	0	0	0	0	0	0
Asian:	0	0	0	0	0	0	0	0
American Indian/Alaskan Native:	0	0	0	0	0	0	0	0
Native Hawaiian/Other Pacific Islander:	0	0	0	0	0	0	0	0
American Indian/Alaskan Native & White:	0	0	0	0	0	0	0	0
Asian White:	0	0	0	0	0	0	0	0
Black/African American & White:	0	0	0	0	0	0	0	0
American Indian/Alaskan Native & Black/African American:	0	0	0	0	0	0	0	0
Other multi-racial:	0	0	0	0	0	0	0	0
Asian/Pacific Islander:	0	0	0	0	0	0	0	0
Hispanic:	0	0	0	0	0	0	0	0
<b>Total:</b>	<b>0</b>	<b>0</b>	<b>0</b>	<b>0</b>	<b>0</b>	<b>0</b>	<b>0</b>	<b>0</b>
Female-headed Households:	0		0		0			

*Income Category:*

**Owner    Renter    Total    Person**



U.S. Department of Housing and Urban Development  
Office of Community Planning and Development  
Integrated Disbursement and Information System  
CDBG Activity Summary Report (GPR) for Program Year 2016  
BERKELEY

Date: 29-Sep-2017  
Time: 13:36  
Page: 59

Extremely Low	0	0	0	0
Low Mod	0	0	0	0
Moderate	0	0	0	0
Non Low Moderate	0	0	0	0
Total	0	0	0	0
Percent Low/Mod				

**Annual Accomplishments**

<b>Years</b>	<b>Accomplishment Narrative</b>	<b># Benefiting</b>
2015	City of Berkeley staff worked on several projects. Construction was completed at 2172 North Valley and 1214 Carleton completed the permitting process. Project management activities were conducted on the following addresses: 1911 Harmon, 1418 Martin Luther King, 2326 McGee, 2815 Wallace, and 2229 Stuart.	



U.S. Department of Housing and Urban Development  
 Office of Community Planning and Development  
 Integrated Disbursement and Information System  
 CDBG Activity Summary Report (GPR) for Program Year 2016  
 BERKELEY

Date: 29-Sep-2017  
 Time: 13:36  
 Page: 60

**PGM Year:** 2015  
**Project:** 0002 - Housing Trust Fund  
**IDIS Activity:** 918 - COB Multi-Family Housing Development

**Status:** Completed 9/2/2016 12:00:00 AM  
**Location:** 2180 Milvia St Berkeley, CA 94704-1122

**Objective:** Create suitable living environments  
**Outcome:** Availability/accessibility  
**Matrix Code:** Rehab; Multi-Unit Residential (14B)      **National Objective:** LMH

**Initial Funding Date:** 11/25/2015

**Description:**  
 CITY STAFF ACTIVELY SEEK HOUSING DEVELOPMENT OPPORTUNITIES, FACILITATE DEVELOPMENT AND/OR REHABILITATION OF AFFORDABLE HOUSING.

**Financing**

	Fund Type	Grant Year	Grant	Funded Amount	Drawn In Program Year	Drawn Thru Program Year
CDBG	EN	2015	B15MC060008	\$256,149.51	\$0.00	\$256,149.51
	PI			\$58,484.11	\$0.00	\$58,484.11
<b>Total</b>	<b>Total</b>			<b>\$314,633.62</b>	<b>\$0.00</b>	<b>\$314,633.62</b>

**Proposed Accomplishments**

**Actual Accomplishments**

*Number assisted:*

	<b>Owner</b>		<b>Renter</b>		<b>Total</b>		<b>Person</b>	
	Total	Hispanic	Total	Hispanic	Total	Hispanic	Total	Hispanic
White:	0	0	0	0	0	0	0	0
Black/African American:	0	0	0	0	0	0	0	0
Asian:	0	0	0	0	0	0	0	0
American Indian/Alaskan Native:	0	0	0	0	0	0	0	0
Native Hawaiian/Other Pacific Islander:	0	0	0	0	0	0	0	0
American Indian/Alaskan Native & White:	0	0	0	0	0	0	0	0
Asian White:	0	0	0	0	0	0	0	0
Black/African American & White:	0	0	0	0	0	0	0	0
American Indian/Alaskan Native & Black/African American:	0	0	0	0	0	0	0	0
Other multi-racial:	0	0	0	0	0	0	0	0
Asian/Pacific Islander:	0	0	0	0	0	0	0	0
Hispanic:	0	0	0	0	0	0	0	0
<b>Total:</b>	<b>0</b>	<b>0</b>	<b>0</b>	<b>0</b>	<b>0</b>	<b>0</b>	<b>0</b>	<b>0</b>
Female-headed Households:	0		0		0			



U.S. Department of Housing and Urban Development  
Office of Community Planning and Development  
Integrated Disbursement and Information System  
CDBG Activity Summary Report (GPR) for Program Year 2016  
BERKELEY

Date: 29-Sep-2017

Time: 13:36

Page: 61

*Income Category:*

	<b>Owner</b>	<b>Renter</b>	<b>Total</b>	<b>Person</b>
Extremely Low	0	0	0	0
Low Mod	0	0	0	0
Moderate	0	0	0	0
Non Low Moderate	0	0	0	0
Total	0	0	0	0
Percent Low/Mod				

**Annual Accomplishments**

<b>Years</b>	<b>Accomplishment Narrative</b>	<b># Benefitting</b>
2015	City of Berkeley staff worked on a number of Housing Trust Fund Projects including William Byron Rumford Plaza (815), Strawberry Creek Lodge (847), and Harper Crossing (193). Accomplishments will be reported under these activities. \$77,372.38 was unspent and will be recaptured.	



U.S. Department of Housing and Urban Development  
 Office of Community Planning and Development  
 Integrated Disbursement and Information System  
 CDBG Activity Summary Report (GPR) for Program Year 2016  
 BERKELEY

Date: 29-Sep-2017  
 Time: 13:36  
 Page: 62

**PGM Year:** 2015  
**Project:** 0005 - Community Facility Rehabilitation  
**IDIS Activity:** 919 - COB - Public Facilities Project Management

**Status:** Completed 9/2/2016 12:00:00 AM  
**Location:** 2180 Milvia St Berkeley, CA 94704-1122

**Objective:** Create suitable living environments  
**Outcome:** Availability/accessibility  
**Matrix Code:** Public Facilities and Improvement (General) (03)      **National Objective:** LMC

**Initial Funding Date:** 11/24/2015

**Description:**  
 CITY STAFF WORK DIRECTLY ON PUBLIC FACILITIES IMPROVEMENT PROJECTS, INCLUDING WRITING SCOPES OF WORK, BIDDING OUT PROJECTS, AND MANAGING CONSTRUCTION.

**Financing**

	Fund Type	Grant Year	Grant	Funded Amount	Drawn In Program Year	Drawn Thru Program Year
CDBG	EN	2015	B15MC060008	\$72,533.14	\$0.00	\$72,533.14
<b>Total</b>	<b>Total</b>			<b>\$72,533.14</b>	<b>\$0.00</b>	<b>\$72,533.14</b>

**Proposed Accomplishments**

**Actual Accomplishments**

*Number assisted:*

	<b>Owner</b>		<b>Renter</b>		<b>Total</b>		<b>Person</b>	
	Total	Hispanic	Total	Hispanic	Total	Hispanic	Total	Hispanic
White:	0	0	0	0	0	0		0
Black/African American:	0	0	0	0	0	0	0	0
Asian:	0	0	0	0	0	0	0	0
American Indian/Alaskan Native:	0	0	0	0	0	0	0	0
Native Hawaiian/Other Pacific Islander:	0	0	0	0	0	0	0	0
American Indian/Alaskan Native & White:	0	0	0	0	0	0	0	0
Asian White:	0	0	0	0	0	0	0	0
Black/African American & White:	0	0	0	0	0	0	0	0
American Indian/Alaskan Native & Black/African American:	0	0	0	0	0	0	0	0
Other multi-racial:	0	0	0	0	0	0	0	0
Asian/Pacific Islander:	0	0	0	0	0	0	0	0
Hispanic:	0	0	0	0	0	0	0	0
<b>Total:</b>	<b>0</b>	<b>0</b>	<b>0</b>	<b>0</b>	<b>0</b>	<b>0</b>	<b>0</b>	<b>0</b>
Female-headed Households:	0		0		0			



U.S. Department of Housing and Urban Development  
Office of Community Planning and Development  
Integrated Disbursement and Information System  
CDBG Activity Summary Report (GPR) for Program Year 2016  
BERKELEY

Date: 29-Sep-2017

Time: 13:36

Page: 63

*Income Category:*

	<b>Owner</b>	<b>Renter</b>	<b>Total</b>	<b>Person</b>
Extremely Low	0	0	0	0
Low Mod	0	0	0	0
Moderate	0	0	0	0
Non Low Moderate	0	0	0	0
Total	0	0	0	0
Percent Low/Mod				

**Annual Accomplishments**

<b>Years</b>	<b>Accomplishment Narrative</b>	<b># Benefitting</b>
2015	Staff worked on several public facilities improvement projects during the year including Youth Spirit Artworks ADA project (931), and BOSS McKinley Housing improvements (828). \$55,695.86 was unspent and will be recaptured.	



U.S. Department of Housing and Urban Development  
 Office of Community Planning and Development  
 Integrated Disbursement and Information System  
 CDBG Activity Summary Report (GPR) for Program Year 2016  
 BERKELEY

Date: 29-Sep-2017  
 Time: 13:36  
 Page: 64

**PGM Year:** 2015  
**Project:** 0004 - Public Services  
**IDIS Activity:** 920 - BFHP: Men's Overnight Shelter

**Status:** Completed 9/2/2016 12:00:00 AM  
**Location:** 1901 Center St Berkeley, CA 94704-1105

**Objective:** Create suitable living environments  
**Outcome:** Availability/accessibility  
**Matrix Code:** Operating Costs of Homeless/AIDS Patients Programs (03T)      **National Objective:** LMC

**Initial Funding Date:** 11/24/2015

**Description:**  
 Berkeley Food and Housing Project to provide shelter to single adult men.

**Financing**

	Fund Type	Grant Year	Grant	Funded Amount	Drawn In Program Year	Drawn Thru Program Year
CDBG	EN	2015	B15MC060008	\$7,186.21	\$0.00	\$7,186.21
	PI			\$158,349.79	\$0.00	\$158,349.79
<b>Total</b>	<b>Total</b>			<b>\$165,536.00</b>	<b>\$0.00</b>	<b>\$165,536.00</b>

**Proposed Accomplishments**

People (General) : 300

**Actual Accomplishments**

Number assisted:

	Owner		Renter		Total		Person	
	Total	Hispanic	Total	Hispanic	Total	Hispanic	Total	Hispanic
White:	0	0	0	0	0	0	80	10
Black/African American:	0	0	0	0	0	0	141	3
Asian:	0	0	0	0	0	0	7	0
American Indian/Alaskan Native:	0	0	0	0	0	0	4	3
Native Hawaiian/Other Pacific Islander:	0	0	0	0	0	0	6	4
American Indian/Alaskan Native & White:	0	0	0	0	0	0	1	1
Asian White:	0	0	0	0	0	0	0	0
Black/African American & White:	0	0	0	0	0	0	5	0
American Indian/Alaskan Native & Black/African American:	0	0	0	0	0	0	4	0
Other multi-racial:	0	0	0	0	0	0	5	0
Asian/Pacific Islander:	0	0	0	0	0	0	0	0
Hispanic:	0	0	0	0	0	0	0	0
<b>Total:</b>	<b>0</b>	<b>0</b>	<b>0</b>	<b>0</b>	<b>0</b>	<b>0</b>	<b>253</b>	<b>21</b>
Female-headed Households:	0		0		0			





U.S. Department of Housing and Urban Development  
Office of Community Planning and Development  
Integrated Disbursement and Information System  
CDBG Activity Summary Report (GPR) for Program Year 2016  
BERKELEY

Date: 29-Sep-2017

Time: 13:36

Page: 65

*Income Category:*

	<b>Owner</b>	<b>Renter</b>	<b>Total</b>	<b>Person</b>
Extremely Low	0	0	0	218
Low Mod	0	0	0	23
Moderate	0	0	0	8
Non Low Moderate	0	0	0	4
Total	0	0	0	253
Percent Low/Mod				98.4%

**Annual Accomplishments**

<b>Years</b>	<b>Accomplishment Narrative</b>	<b># Benefitting</b>
2015	BFHP's Men's Housing Program served 253 clients this year. Outcomes included: 26 obtained permanent housing, 106 obtained permanent or interim housing, 5 of those who entered with no income exited with earned income and the shelter maintained a 100% occupancy rate.	



U.S. Department of Housing and Urban Development  
 Office of Community Planning and Development  
 Integrated Disbursement and Information System  
 CDBG Activity Summary Report (GPR) for Program Year 2016  
 BERKELEY

Date: 29-Sep-2017  
 Time: 13:36  
 Page: 66

**PGM Year:** 2015  
**Project:** 0004 - Public Services  
**IDIS Activity:** 921 - Biotech Partners, Inc

**Status:** Completed 9/2/2016 12:00:00 AM  
**Location:** 800 Dwight Way Berkeley, CA 94710-2428

**Objective:** Create suitable living environments  
**Outcome:** Availability/accessibility  
**Matrix Code:** Youth Services (05D)

**National Objective:** LMC

**Initial Funding Date:** 11/24/2015

**Description:**

Biotech Partners will provide educational workshops, tutoring and internships in the biotech field.

**Financing**

	Fund Type	Grant Year	Grant	Funded Amount	Drawn In Program Year	Drawn Thru Program Year
CDBG	EN	2015	B15MC060008	\$68,094.00	\$0.00	\$68,094.00
<b>Total</b>	<b>Total</b>			<b>\$68,094.00</b>	<b>\$0.00</b>	<b>\$68,094.00</b>

**Proposed Accomplishments**

People (General) : 59

**Actual Accomplishments**

*Number assisted:*

	Owner		Renter		Total		Person	
	Total	Hispanic	Total	Hispanic	Total	Hispanic	Total	Hispanic
White:	0	0	0	0	0	0	59	0
Black/African American:	0	0	0	0	0	0	55	0
Asian:	0	0	0	0	0	0	36	0
American Indian/Alaskan Native:	0	0	0	0	0	0	3	0
Native Hawaiian/Other Pacific Islander:	0	0	0	0	0	0	3	0
American Indian/Alaskan Native & White:	0	0	0	0	0	0	1	0
Asian White:	0	0	0	0	0	0	2	0
Black/African American & White:	0	0	0	0	0	0	1	0
American Indian/Alaskan Native & Black/African American:	0	0	0	0	0	0	0	0
Other multi-racial:	0	0	0	0	0	0	71	58
Asian/Pacific Islander:	0	0	0	0	0	0	0	0
Hispanic:	0	0	0	0	0	0	0	0
<b>Total:</b>	<b>0</b>	<b>0</b>	<b>0</b>	<b>0</b>	<b>0</b>	<b>0</b>	<b>231</b>	<b>58</b>
Female-headed Households:	0		0		0			



U.S. Department of Housing and Urban Development  
 Office of Community Planning and Development  
 Integrated Disbursement and Information System  
 CDBG Activity Summary Report (GPR) for Program Year 2016  
 BERKELEY

Date: 29-Sep-2017  
 Time: 13:36  
 Page: 67

*Income Category:*

	<b>Owner</b>	<b>Renter</b>	<b>Total</b>	<b>Person</b>
Extremely Low	0	0	0	123
Low Mod	0	0	0	18
Moderate	0	0	0	26
Non Low Moderate	0	0	0	64
Total	0	0	0	231
Percent Low/Mod				72.3%

**Annual Accomplishments**

<b>Years</b>	<b>Accomplishment Narrative</b>	<b># Benefitting</b>
2015	<p>Q4, All 19 Biotech Partners Seniors matriculated to either 4 year or 2-year community college. 12 Students are enrolled in the Peralta Community College of which 6 of these students will be attending the BCI Program. Additionally, 7 Students matriculated into 4-year universities; specifically, New York Institute of Technology, UC Davis, Cal State San Francisco, UC Santa Cruz, Lewis &amp; Clark College and California State East Bay. All 25 rising seniors who obtained internships will be presenting their internship project at the BRAVO! Event scheduled, Saturday, August 13, 2016 at Berkeley High School. The internship sites included, Bayer Berkeley, Children's Hospital Research Institute (CHORI), Kaiser Launch, JBEI, Aduro, Berkeley Cat &amp; Dog, Dynavax, iCLEM, UC Berkeley, LBNL and Eureka Therapeutics. Students were prepared during Q3&amp;Q4 to secure the internship of choice. Biotech Partners successfully launched the National Society of Black Engineers (NSBE) Jr. Chapter at BHS. More than 40 male and female students of African American descent enrolled in this after school program facilitated by Dwayne Byndloss, Counselor. Students, through field trips to biotech industries as well as learning robotics received exposure to careers in engineering and biotechnology fields. More than 20 of these students enrolled in the 2016-2017 Biotech Partners Academy 1&amp;2. Students were provided field trips to JBIE &amp; UC Berkeley Tyrone Hayes Lab hosted by and over 15 employed professionals were recruited from UC Berkeley, Amyris Biotech YouthWorks and Biotech Partners Board Members to support the Mock Interviewing process.</p>	



U.S. Department of Housing and Urban Development  
 Office of Community Planning and Development  
 Integrated Disbursement and Information System  
 CDBG Activity Summary Report (GPR) for Program Year 2016  
 BERKELEY

Date: 29-Sep-2017  
 Time: 13:36  
 Page: 68

**PGM Year:** 2015  
**Project:** 0004 - Public Services  
**IDIS Activity:** 922 - EBCLC - Fair Housing Services

**Status:** Completed 9/2/2016 12:00:00 AM  
**Location:** 2921 Adeline St Berkeley, CA 94703-2502

**Objective:** Create suitable living environments  
**Outcome:** Availability/accessibility  
**Matrix Code:** Fair Housing Activities (if CDBG, then subject to 15% cap) (05J)      **National Objective:** LMC

**Initial Funding Date:** 11/24/2015

**Description:**  
 EBCLC will provide fair housing counseling, mediation, and complaint investigation services.

**Financing**

	Fund Type	Grant Year	Grant	Funded Amount	Drawn In Program Year	Drawn Thru Program Year
CDBG	EN	2015	B15MC060008	\$34,932.00	\$0.00	\$34,932.00
<b>Total</b>	<b>Total</b>			<b>\$34,932.00</b>	<b>\$0.00</b>	<b>\$34,932.00</b>

**Proposed Accomplishments**

People (General) : 60

**Actual Accomplishments**

*Number assisted:*

	<b>Owner</b>		<b>Renter</b>		<b>Total</b>		<b>Person</b>	
	Total	Hispanic	Total	Hispanic	Total	Hispanic	Total	Hispanic
White:	0	0	0	0	0	0	19	0
Black/African American:	0	0	0	0	0	0	22	0
Asian:	0	0	0	0	0	0	4	0
American Indian/Alaskan Native:	0	0	0	0	0	0	0	0
Native Hawaiian/Other Pacific Islander:	0	0	0	0	0	0	1	0
American Indian/Alaskan Native & White:	0	0	0	0	0	0	0	0
Asian White:	0	0	0	0	0	0	0	0
Black/African American & White:	0	0	0	0	0	0	1	0
American Indian/Alaskan Native & Black/African American:	0	0	0	0	0	0	2	0
Other multi-racial:	0	0	0	0	0	0	11	3
Asian/Pacific Islander:	0	0	0	0	0	0	0	0
Hispanic:	0	0	0	0	0	0	0	0
<b>Total:</b>	<b>0</b>	<b>0</b>	<b>0</b>	<b>0</b>	<b>0</b>	<b>0</b>	<b>60</b>	<b>3</b>
Female-headed Households:	0		0		0			



U.S. Department of Housing and Urban Development  
Office of Community Planning and Development  
Integrated Disbursement and Information System  
CDBG Activity Summary Report (GPR) for Program Year 2016  
BERKELEY

Date: 29-Sep-2017  
Time: 13:36  
Page: 69

*Income Category:*

	<b>Owner</b>	<b>Renter</b>	<b>Total</b>	<b>Person</b>
Extremely Low	0	0	0	48
Low Mod	0	0	0	6
Moderate	0	0	0	4
Non Low Moderate	0	0	0	2
Total	0	0	0	60
Percent Low/Mod				96.7%

**Annual Accomplishments**

<b>Years</b>	<b>Accomplishment Narrative</b>	<b># Benefitting</b>
2015	EBCLC provided 62 Berkeley tenants with services related to fair housing issues. The vast majority of these tenants had concerns related to their disabled status, but gender, family status, national origin, race, and age discrimination were also reported. Of the 62 tenants provided information and advice for fair housing issues, 24 received further investigation into their complaints, and 10 had their issues successfully mediated. Three investigations are still pending at the end of the contract period. Additionally, EBCLC performed two fair housing tests on Berkeley rental properties, held three Fair Housing educational workshops for property managers and local CBOs, and reached over 230 residents to inform and educate them about their Fair Housing rights.	



U.S. Department of Housing and Urban Development  
 Office of Community Planning and Development  
 Integrated Disbursement and Information System  
 CDBG Activity Summary Report (GPR) for Program Year 2016  
 BERKELEY

Date: 29-Sep-2017  
 Time: 13:36  
 Page: 70

**PGM Year:** 2015  
**Project:** 0004 - Public Services  
**IDIS Activity:** 923 - RIsing Sun - GETS Program

**Status:** Completed 12/5/2016 12:00:00 AM  
**Location:** 2998 San Pablo Ave Berkeley, CA 94702-2471

**Objective:** Create suitable living environments  
**Outcome:** Availability/accessibility  
**Matrix Code:** Employment Training (05H) **National Objective:** LMC

**Initial Funding Date:** 11/24/2015

**Description:**

The GETS program prepares low-income East Bay adults with barriers to employment for careers in construction, energy efficiency, and the solar industry. GETS offers short-term, comprehensive training aimed at quickly getting participants into the labor force.

**Financing**

	Fund Type	Grant Year	Grant	Funded Amount	Drawn In Program Year	Drawn Thru Program Year
CDBG	EN	2015	B15MC060008	\$25,472.00	\$0.00	\$25,472.00
<b>Total</b>	<b>Total</b>			<b>\$25,472.00</b>	<b>\$0.00</b>	<b>\$25,472.00</b>

**Proposed Accomplishments**

People (General) : 15

**Actual Accomplishments**

Number assisted:

	Owner		Renter		Total		Person	
	Total	Hispanic	Total	Hispanic	Total	Hispanic	Total	Hispanic
White:	0	0	0	0	0	0	3	1
Black/African American:	0	0	0	0	0	0	11	0
Asian:	0	0	0	0	0	0	1	0
American Indian/Alaskan Native:	0	0	0	0	0	0	0	0
Native Hawaiian/Other Pacific Islander:	0	0	0	0	0	0	0	0
American Indian/Alaskan Native & White:	0	0	0	0	0	0	0	0
Asian White:	0	0	0	0	0	0	0	0
Black/African American & White:	0	0	0	0	0	0	0	0
American Indian/Alaskan Native & Black/African American:	0	0	0	0	0	0	0	0
Other multi-racial:	0	0	0	0	0	0	1	0
Asian/Pacific Islander:	0	0	0	0	0	0	0	0
Hispanic:	0	0	0	0	0	0	0	0
<b>Total:</b>	<b>0</b>	<b>0</b>	<b>0</b>	<b>0</b>	<b>0</b>	<b>0</b>	<b>16</b>	<b>1</b>
Female-headed Households:	0		0		0			



U.S. Department of Housing and Urban Development  
Office of Community Planning and Development  
Integrated Disbursement and Information System  
CDBG Activity Summary Report (GPR) for Program Year 2016  
BERKELEY

Date: 29-Sep-2017  
Time: 13:36  
Page: 71

*Income Category:*

	<b>Owner</b>	<b>Renter</b>	<b>Total</b>	<b>Person</b>
Extremely Low	0	0	0	12
Low Mod	0	0	0	4
Moderate	0	0	0	0
Non Low Moderate	0	0	0	0
Total	0	0	0	16
Percent Low/Mod				100.0%

**Annual Accomplishments**

<b>Years</b>	<b>Accomplishment Narrative</b>	<b># Benefiting</b>
2015	<p>The GETS program has experienced exciting and significant change in the last year, most notably through the offering of our first all-women pre-apprenticeship training cohort in the spring. Based on the clear value of that type of offering and the success of the cohort, we are excited to be moving forward with a continued emphasis on training women in the next year. The GETS team presented our findings from running our first all-women training at the National Association of Workforce Development Professionals Annual Conference in Florida in May. Interest was so strong that we have been invited to present at another conference in Detroit this August. In addition to the women's cohort, we ran GETS Core training in the fall as well as two GETS Solar trainings in partnership with GRID Alternatives. We have also deepened our relationships with many employers including unions over the past year and are seeing that investment pay off with strong placements and retention. This is particularly true with solar placements.</p>	



U.S. Department of Housing and Urban Development  
 Office of Community Planning and Development  
 Integrated Disbursement and Information System  
 CDBG Activity Summary Report (GPR) for Program Year 2016  
 BERKELEY

Date: 29-Sep-2017  
 Time: 13:36  
 Page: 72

**PGM Year:** 2015  
**Project:** 0004 - Public Services  
**IDIS Activity:** 924 - WDDC - Homeless Services

**Status:** Completed 12/5/2016 12:00:00 AM  
**Location:** 2218 Acton St Berkeley, CA 94702-1915

**Objective:** Create suitable living environments  
**Outcome:** Availability/accessibility  
**Matrix Code:** Public Services (General) (05) **National Objective:** LMC

**Initial Funding Date:** 11/24/2015

**Description:**

WDDIC will provide services to support literally homeless women and children in Berkeley.

**Financing**

	Fund Type	Grant Year	Grant	Funded Amount	Drawn In Program Year	Drawn Thru Program Year
CDBG	EN	2015	B15MC060008	\$61,885.00	\$0.00	\$61,885.00
<b>Total</b>	<b>Total</b>			<b>\$61,885.00</b>	<b>\$0.00</b>	<b>\$61,885.00</b>

**Proposed Accomplishments**

People (General) : 130

**Actual Accomplishments**

Number assisted:

	Owner		Renter		Total		Person	
	Total	Hispanic	Total	Hispanic	Total	Hispanic	Total	Hispanic
White:	0	0	0	0	0	0	91	29
Black/African American:	0	0	0	0	0	0	353	16
Asian:	0	0	0	0	0	0	8	0
American Indian/Alaskan Native:	0	0	0	0	0	0	38	25
Native Hawaiian/Other Pacific Islander:	0	0	0	0	0	0	16	0
American Indian/Alaskan Native & White:	0	0	0	0	0	0	0	0
Asian White:	0	0	0	0	0	0	0	0
Black/African American & White:	0	0	0	0	0	0	1	0
American Indian/Alaskan Native & Black/African American:	0	0	0	0	0	0	0	0
Other multi-racial:	0	0	0	0	0	0	34	12
Asian/Pacific Islander:	0	0	0	0	0	0	0	0
Hispanic:	0	0	0	0	0	0	0	0
<b>Total:</b>	<b>0</b>	<b>0</b>	<b>0</b>	<b>0</b>	<b>0</b>	<b>0</b>	<b>541</b>	<b>82</b>
Female-headed Households:	0		0		0			





U.S. Department of Housing and Urban Development  
Office of Community Planning and Development  
Integrated Disbursement and Information System  
CDBG Activity Summary Report (GPR) for Program Year 2016  
BERKELEY

Date: 29-Sep-2017

Time: 13:36

Page: 73

*Income Category:*

	<b>Owner</b>	<b>Renter</b>	<b>Total</b>	<b>Person</b>
Extremely Low	0	0	0	513
Low Mod	0	0	0	14
Moderate	0	0	0	14
Non Low Moderate	0	0	0	0
Total	0	0	0	541
Percent Low/Mod				100.0%

**Annual Accomplishments**

<b>Years</b>	<b>Accomplishment Narrative</b>	<b># Benefiting</b>
2015	WDDIC provided services to support women and their children who were literally homeless in Berkeley .	



U.S. Department of Housing and Urban Development  
 Office of Community Planning and Development  
 Integrated Disbursement and Information System  
 CDBG Activity Summary Report (GPR) for Program Year 2016  
 BERKELEY

Date: 29-Sep-2017  
 Time: 13:36  
 Page: 74

**PGM Year:** 2015  
**Project:** 0003 - Single Family Rehabilitation Programs  
**IDIS Activity:** 925 - Home and Safety Repair

**Status:** Completed 9/9/2016 12:00:00 AM      **Objective:** Create suitable living environments  
**Location:** Address Suppressed      **Outcome:** Sustainability  
**Matrix Code:** Rehab; Single-Unit Residential (14A)      **National Objective:** LMH

**Initial Funding Date:** 11/24/2015

**Description:**  
 This activity will provide minor and major home repairs to low-income Berkeley residents.

**Financing**

	Fund Type	Grant Year	Grant	Funded Amount	Drawn In Program Year	Drawn Thru Program Year
CDBG	PI			\$282,334.00	\$0.00	\$282,334.00
<b>Total</b>	<b>Total</b>			<b>\$282,334.00</b>	<b>\$0.00</b>	<b>\$282,334.00</b>

**Proposed Accomplishments**

Housing Units : 120

**Actual Accomplishments**

*Number assisted:*

	<b>Owner</b>		<b>Renter</b>		<b>Total</b>		<b>Person</b>	
	Total	Hispanic	Total	Hispanic	Total	Hispanic	Total	Hispanic
White:	22	4	3	0	25	4	0	0
Black/African American:	31	0	4	0	35	0	0	0
Asian:	3	0	2	0	5	0	0	0
American Indian/Alaskan Native:	1	0	1	0	2	0	0	0
Native Hawaiian/Other Pacific Islander:	1	0	0	0	1	0	0	0
American Indian/Alaskan Native & White:	0	0	0	0	0	0	0	0
Asian White:	0	0	0	0	0	0	0	0
Black/African American & White:	0	0	0	0	0	0	0	0
American Indian/Alaskan Native & Black/African American:	0	0	0	0	0	0	0	0
Other multi-racial:	3	2	0	0	3	2	0	0
Asian/Pacific Islander:	0	0	0	0	0	0	0	0
Hispanic:	0	0	0	0	0	0	0	0
<b>Total:</b>	<b>61</b>	<b>6</b>	<b>10</b>	<b>0</b>	<b>71</b>	<b>6</b>	<b>0</b>	<b>0</b>
Female-headed Households:	46		8		54			



U.S. Department of Housing and Urban Development  
Office of Community Planning and Development  
Integrated Disbursement and Information System  
CDBG Activity Summary Report (GPR) for Program Year 2016  
BERKELEY

Date: 29-Sep-2017  
Time: 13:36  
Page: 75

*Income Category:*

	<b>Owner</b>	<b>Renter</b>	<b>Total</b>	<b>Person</b>
Extremely Low	30	10	40	0
Low Mod	27	0	27	0
Moderate	4	0	4	0
Non Low Moderate	0	0	0	0
Total	61	10	71	0
Percent Low/Mod	100.0%	100.0%	100.0%	

**Annual Accomplishments**

<b>Years</b>	<b>Accomplishment Narrative</b>	<b># Benefitting</b>
2015	CESC serviced 71 individual clients during the fiscal year. CESC increased overall program enrollment by 15 clients over the previous program cycle. The program was also able to collaborate with other CDBG funded agencies to provide more services to clients and has begun the work to streamline the process with asingle enrollment application for all CDBG funded residential minor rehab programs in Berkeley.	



U.S. Department of Housing and Urban Development  
 Office of Community Planning and Development  
 Integrated Disbursement and Information System  
 CDBG Activity Summary Report (GPR) for Program Year 2016  
 BERKELEY

Date: 29-Sep-2017  
 Time: 13:36  
 Page: 76

**PGM Year:** 2015  
**Project:** 0003 - Single Family Rehabilitation Programs  
**IDIS Activity:** 926 - CIL - Residential Access for the Disabled

**Status:** Completed 9/9/2016 12:00:00 AM  
**Location:** 3075 Adeline St Berkeley, CA 94703-2576

**Objective:** Create suitable living environments  
**Outcome:** Availability/accessibility  
**Matrix Code:** Rehab; Single-Unit Residential (14A)      **National Objective:** LMH

**Initial Funding Date:** 11/24/2015

**Description:**  
 This activity will improve accessibility by installing ramps/lifts and providing minor interiorexterior improvements.

**Financing**

	Fund Type	Grant Year	Grant	Funded Amount	Drawn In Program Year	Drawn Thru Program Year
CDBG	PI			\$140,219.00	\$0.00	\$140,219.00
<b>Total</b>	<b>Total</b>			<b>\$140,219.00</b>	<b>\$0.00</b>	<b>\$140,219.00</b>

**Proposed Accomplishments**

Housing Units : 32

**Actual Accomplishments**

*Number assisted:*

	<b>Owner</b>		<b>Renter</b>		<b>Total</b>		<b>Person</b>	
	Total	Hispanic	Total	Hispanic	Total	Hispanic	Total	Hispanic
White:	4	0	8	0	12	0	0	0
Black/African American:	0	0	5	0	5	0	0	0
Asian:	0	0	2	0	2	0	0	0
American Indian/Alaskan Native:	0	0	0	0	0	0	0	0
Native Hawaiian/Other Pacific Islander:	0	0	0	0	0	0	0	0
American Indian/Alaskan Native & White:	1	0	0	0	1	0	0	0
Asian White:	0	0	0	0	0	0	0	0
Black/African American & White:	0	0	0	0	0	0	0	0
American Indian/Alaskan Native & Black/African American:	0	0	1	0	1	0	0	0
Other multi-racial:	0	0	4	2	4	2	0	0
Asian/Pacific Islander:	0	0	0	0	0	0	0	0
Hispanic:	0	0	0	0	0	0	0	0
<b>Total:</b>	<b>5</b>	<b>0</b>	<b>20</b>	<b>2</b>	<b>25</b>	<b>2</b>	<b>0</b>	<b>0</b>
Female-headed Households:	3		15		18			



U.S. Department of Housing and Urban Development  
Office of Community Planning and Development  
Integrated Disbursement and Information System  
CDBG Activity Summary Report (GPR) for Program Year 2016  
BERKELEY

Date: 29-Sep-2017  
Time: 13:36  
Page: 77

*Income Category:*

	<b>Owner</b>	<b>Renter</b>	<b>Total</b>	<b>Person</b>
Extremely Low	1	17	18	0
Low Mod	3	3	6	0
Moderate	1	0	1	0
Non Low Moderate	0	0	0	0
Total	5	20	25	0
Percent Low/Mod	100.0%	100.0%	100.0%	

**Annual Accomplishments**

<b>Years</b>	<b>Accomplishment Narrative</b>	<b># Benefitting</b>
2015	<p>CIL provided access modifications for 25 low-to-moderate people with disabilities, (27 jobs in total, as two were duplicated households), so that they can continue to live as safely and independently in their homes as possible, as well as get out and about in the community. Some of these modifications not only help someone with balance, mobility or vision problems, such as a hand railing for someone with osteoarthritis or Parkinson's or blindness, but they are a preventative measure. Most of the funding is used for wheelchair lifts, ramps and stairlifts so people can get in and out of their homes. It is immeasurable what this means to someone's well-being, as well as the well-being of their caregivers, who are often family members. About half of the beneficiaries are seniors, so these modifications often mean the difference between being able to 'age-in-place' in their homes, or go to an institution. For younger to middle-age people either born with a disability, or acquiring one from an injury or illness, it can mean being able to get to a job or go to school independently. Approximately, 50% of the clients are from extremely low income households.</p>	



U.S. Department of Housing and Urban Development  
 Office of Community Planning and Development  
 Integrated Disbursement and Information System  
 CDBG Activity Summary Report (GPR) for Program Year 2016  
 BERKELEY

Date: 29-Sep-2017  
 Time: 13:36  
 Page: 78

**PGM Year:** 2015  
**Project:** 0003 - Single Family Rehabilitation Programs  
**IDIS Activity:** 927 - Rebuilding Together - Safe Home Project

**Status:** Completed 9/9/2016 12:00:00 AM  
**Location:** 1374 Curtis St Berkeley, CA 94702-1004  
**Objective:** Create suitable living environments  
**Outcome:** Availability/accessibility  
**Matrix Code:** Rehab; Single-Unit Residential (14A)      **National Objective:** LMH

**Initial Funding Date:** 11/24/2015

**Description:**

This project will organize volunteers to conduct home repairs for low-income senior and/or disabled homeowners.

**Financing**

	Fund Type	Grant Year	Grant	Funded Amount	Drawn In Program Year	Drawn Thru Program Year
CDBG	EN	2015	B15MC060008	\$98,279.00	\$0.00	\$98,279.00
<b>Total</b>	<b>Total</b>			<b>\$98,279.00</b>	<b>\$0.00</b>	<b>\$98,279.00</b>

**Proposed Accomplishments**

Housing Units : 18

**Actual Accomplishments**

*Number assisted:*

	<b>Owner</b>		<b>Renter</b>		<b>Total</b>		<b>Person</b>	
	Total	Hispanic	Total	Hispanic	Total	Hispanic	Total	Hispanic
White:	5	0	0	0	5	0	0	0
Black/African American:	10	0	0	0	10	0	0	0
Asian:	2	0	0	0	2	0	0	0
American Indian/Alaskan Native:	1	0	0	0	1	0	0	0
Native Hawaiian/Other Pacific Islander:	0	0	0	0	0	0	0	0
American Indian/Alaskan Native & White:	1	0	0	0	1	0	0	0
Asian White:	0	0	0	0	0	0	0	0
Black/African American & White:	0	0	0	0	0	0	0	0
American Indian/Alaskan Native & Black/African American:	0	0	0	0	0	0	0	0
Other multi-racial:	0	0	0	0	0	0	0	0
Asian/Pacific Islander:	0	0	0	0	0	0	0	0
Hispanic:	0	0	0	0	0	0	0	0
<b>Total:</b>	<b>19</b>	<b>0</b>	<b>0</b>	<b>0</b>	<b>19</b>	<b>0</b>	<b>0</b>	<b>0</b>
Female-headed Households:	17		0		17			



U.S. Department of Housing and Urban Development  
Office of Community Planning and Development  
Integrated Disbursement and Information System  
CDBG Activity Summary Report (GPR) for Program Year 2016  
BERKELEY

Date: 29-Sep-2017

Time: 13:36

Page: 79

*Income Category:*

	<b>Owner</b>	<b>Renter</b>	<b>Total</b>	<b>Person</b>
Extremely Low	11	0	11	0
Low Mod	8	0	8	0
Moderate	0	0	0	0
Non Low Moderate	0	0	0	0
Total	19	0	19	0
Percent Low/Mod	100.0%		100.0%	

**Annual Accomplishments**

<b>Years</b>	<b>Accomplishment Narrative</b>	<b># Benefitting</b>
2015	Rebuilding Together assisted 19 households with health and safety home repairs including: installation of smoke and CO detectors, grab bars, ADA toilets, hot water heater replacements, interior and exterior painting, electrical upgrades, window repair and replacement, plumbing and roof repairs.	



U.S. Department of Housing and Urban Development  
 Office of Community Planning and Development  
 Integrated Disbursement and Information System  
 CDBG Activity Summary Report (GPR) for Program Year 2016  
 BERKELEY

Date: 29-Sep-2017  
 Time: 13:36  
 Page: 80

**PGM Year:** 2015  
**Project:** 0005 - Community Facility Rehabilitation  
**IDIS Activity:** 928 - Rebuilding Together - Community Facility Improvements

**Status:** Completed 9/2/2016 12:00:00 AM  
**Location:** 3318 Adeline St Berkeley, CA 94703-2709  
**Objective:** Create suitable living environments  
**Outcome:** Sustainability  
**Matrix Code:** Public Facilities and Improvement (General) (03)  
**National Objective:** LMC

**Initial Funding Date:** 11/24/2015

**Description:**

This project will organize volunteers to make improvements at six community facilities.

**Financing**

	Fund Type	Grant Year	Grant	Funded Amount	Drawn In Program Year	Drawn Thru Program Year
CDBG	EN	2015	B15MC060008	\$24,575.00	\$0.00	\$24,575.00
<b>Total</b>	<b>Total</b>			<b>\$24,575.00</b>	<b>\$0.00</b>	<b>\$24,575.00</b>

**Proposed Accomplishments**

Public Facilities : 6

**Actual Accomplishments**

*Number assisted:*

	<b>Owner</b>		<b>Renter</b>		<b>Total</b>		<b>Person</b>	
	Total	Hispanic	Total	Hispanic	Total	Hispanic	Total	Hispanic
White:	0	0	0	0	0	0	2,070	193
Black/African American:	0	0	0	0	0	0	1,637	19
Asian:	0	0	0	0	0	0	563	2
American Indian/Alaskan Native:	0	0	0	0	0	0	66	4
Native Hawaiian/Other Pacific Islander:	0	0	0	0	0	0	30	0
American Indian/Alaskan Native & White:	0	0	0	0	0	0	0	0
Asian White:	0	0	0	0	0	0	0	0
Black/African American & White:	0	0	0	0	0	0	19	0
American Indian/Alaskan Native & Black/African American:	0	0	0	0	0	0	0	0
Other multi-racial:	0	0	0	0	0	0	1,747	102
Asian/Pacific Islander:	0	0	0	0	0	0	0	0
Hispanic:	0	0	0	0	0	0	0	0
<b>Total:</b>	<b>0</b>	<b>0</b>	<b>0</b>	<b>0</b>	<b>0</b>	<b>0</b>	<b>6,132</b>	<b>320</b>
Female-headed Households:	0		0		0			





U.S. Department of Housing and Urban Development  
Office of Community Planning and Development  
Integrated Disbursement and Information System  
CDBG Activity Summary Report (GPR) for Program Year 2016  
BERKELEY

Date: 29-Sep-2017

Time: 13:36

Page: 81

*Income Category:*

	<b>Owner</b>	<b>Renter</b>	<b>Total</b>	<b>Person</b>
Extremely Low	0	0	0	2,563
Low Mod	0	0	0	2,574
Moderate	0	0	0	602
Non Low Moderate	0	0	0	393
Total	0	0	0	6,132
Percent Low/Mod				93.6%

**Annual Accomplishments**

<b>Years</b>	<b>Accomplishment Narrative</b>	<b># Benefitting</b>
2015	Rebuilding Together completed rehabilitation improvements on six community facilities. The rehabilitation activities included interior and exterior painting, water heater repair and replacement of light fixtures/bulbs, installation of ADA toilets; grab bars; anti-skid stripes on exterior stairs; smoke and CO detectors; and new door locks. Rebuilding Together also deconstructed an old damaged deck that needed to be reconstructed to meet code requirements.	



U.S. Department of Housing and Urban Development  
 Office of Community Planning and Development  
 Integrated Disbursement and Information System  
 CDBG Activity Summary Report (GPR) for Program Year 2016  
 BERKELEY

Date: 29-Sep-2017  
 Time: 13:36  
 Page: 82

**PGM Year:** 2015  
**Project:** 0005 - Community Facility Rehabilitation  
**IDIS Activity:** 929 - COB-Aging Services Improvements

**Status:** Open  
**Location:** Address Suppressed

**Objective:** Create suitable living environments  
**Outcome:** Availability/accessibility  
**Matrix Code:** Senior Centers (03A)

**National Objective:** LMC

**Initial Funding Date:** 11/25/2015

**Description:**

This project will include ADA upgrades and interior improvements.

**Financing**

	Fund Type	Grant Year	Grant	Funded Amount	Drawn In Program Year	Drawn Thru Program Year
CDBG	EN	Pre-2015		\$70,584.00	\$0.00	\$0.00
		2014	B14MC060008		\$70,584.00	\$70,584.00
		2015	B15MC060008	\$109,350.00	\$109,350.00	\$109,350.00
		2016	B16MC060008	\$410,570.30	\$250,206.76	\$250,206.76
	PI		\$18,845.70	\$18,845.70	\$18,845.70	
<b>Total</b>	<b>Total</b>			<b>\$609,350.00</b>	<b>\$448,986.46</b>	<b>\$448,986.46</b>


**Proposed Accomplishments**

Public Facilities : 500

**Actual Accomplishments**

Number assisted:

	Owner		Renter		Total		Person	
	Total	Hispanic	Total	Hispanic	Total	Hispanic	Total	Hispanic
White:	0	0	0	0	0	0		0
Black/African American:	0	0	0	0	0	0	0	0
Asian:	0	0	0	0	0	0	0	0
American Indian/Alaskan Native:	0	0	0	0	0	0	0	0
Native Hawaiian/Other Pacific Islander:	0	0	0	0	0	0	0	0
American Indian/Alaskan Native & White:	0	0	0	0	0	0	0	0
Asian White:	0	0	0	0	0	0	0	0
Black/African American & White:	0	0	0	0	0	0	0	0
American Indian/Alaskan Native & Black/African American:	0	0	0	0	0	0	0	0
Other multi-racial:	0	0	0	0	0	0	0	0
Asian/Pacific Islander:	0	0	0	0	0	0	0	0



U.S. Department of Housing and Urban Development  
 Office of Community Planning and Development  
 Integrated Disbursement and Information System  
 CDBG Activity Summary Report (GPR) for Program Year 2016  
 BERKELEY

Date: 29-Sep-2017  
 Time: 13:36  
 Page: 83

Hispanic:	0	0	0	0	0	0	0	0	0
<b>Total:</b>	<b>0</b>	<b>0</b>	<b>0</b>	<b>0</b>	<b>0</b>	<b>0</b>	<b>0</b>	<b>0</b>	<b>0</b>

Female-headed Households: 0 0 0 0 0 0 0 0 0

*Income Category:*

	Owner	Renter	Total	Person
Extremely Low	0	0	0	0
Low Mod	0	0	0	0
Moderate	0	0	0	0
Non Low Moderate	0	0	0	0
Total	0	0	0	0
Percent Low/Mod				

**Annual Accomplishments**

<b>Years</b>	<b>Accomplishment Narrative</b>	<b># Benefitting</b>
2015	This project is preparing to go to bid this fall. The project is expected to be completed by June 30, 2016.	
2016	The project at South Berkeley Senior Center was completed in PY16. The final draw will occur in PY17.	



U.S. Department of Housing and Urban Development  
 Office of Community Planning and Development  
 Integrated Disbursement and Information System  
 CDBG Activity Summary Report (GPR) for Program Year 2016  
 BERKELEY

Date: 29-Sep-2017  
 Time: 13:36  
 Page: 84

**PGM Year:** 2015  
**Project:** 0005 - Community Facility Rehabilitation  
**IDIS Activity:** 930 - COB: Public Health Building Improvements

**Status:** Open  
**Location:** 830 University Ave Berkeley, CA 94710-2044

**Objective:** Create suitable living environments  
**Outcome:** Availability/accessibility  
**Matrix Code:** Health Facilities (03P)

**National Objective:** LMC

**Initial Funding Date:** 11/25/2015

**Description:**

This project will improve ADA access for participants.

**Financing**

	Fund Type	Grant Year	Grant	Funded Amount	Drawn In Program Year	Drawn Thru Program Year
CDBG	EN	2015	B15MC060008	\$36,135.00	\$0.00	\$0.00
<b>Total</b>	<b>Total</b>			<b>\$36,135.00</b>	<b>\$0.00</b>	<b>\$0.00</b>

**Proposed Accomplishments**

Public Facilities : 10,000

**Actual Accomplishments**

*Number assisted:*

	<b>Owner</b>		<b>Renter</b>		<b>Total</b>		<b>Person</b>	
	Total	Hispanic	Total	Hispanic	Total	Hispanic	Total	Hispanic
White:	0	0	0	0	0	0		0
Black/African American:	0	0	0	0	0	0	0	0
Asian:	0	0	0	0	0	0	0	0
American Indian/Alaskan Native:	0	0	0	0	0	0	0	0
Native Hawaiian/Other Pacific Islander:	0	0	0	0	0	0	0	0
American Indian/Alaskan Native & White:	0	0	0	0	0	0	0	0
Asian White:	0	0	0	0	0	0	0	0
Black/African American & White:	0	0	0	0	0	0	0	0
American Indian/Alaskan Native & Black/African American:	0	0	0	0	0	0	0	0
Other multi-racial:	0	0	0	0	0	0	0	0
Asian/Pacific Islander:	0	0	0	0	0	0	0	0
Hispanic:	0	0	0	0	0	0	0	0
<b>Total:</b>	<b>0</b>	<b>0</b>	<b>0</b>	<b>0</b>	<b>0</b>	<b>0</b>	<b>0</b>	<b>0</b>
Female-headed Households:	0		0		0			



U.S. Department of Housing and Urban Development  
Office of Community Planning and Development  
Integrated Disbursement and Information System  
CDBG Activity Summary Report (GPR) for Program Year 2016  
BERKELEY

Date: 29-Sep-2017

Time: 13:36

Page: 85

*Income Category:*

	<b>Owner</b>	<b>Renter</b>	<b>Total</b>	<b>Person</b>
Extremely Low	0	0	0	0
Low Mod	0	0	0	0
Moderate	0	0	0	0
Non Low Moderate	0	0	0	0
Total	0	0	0	0
Percent Low/Mod				

**Annual Accomplishments**

<b>Years</b>	<b>Accomplishment Narrative</b>	<b># Benefitting</b>
2015	This project is preparing to go to bid this fall 2016. The project is expected to be completed by June 30, 2016.	
2016	The project did not receive any bid offers in PY16. The project was rescoped and will be rebid and completed in PY17.	



U.S. Department of Housing and Urban Development  
 Office of Community Planning and Development  
 Integrated Disbursement and Information System  
 CDBG Activity Summary Report (GPR) for Program Year 2016  
 BERKELEY

Date: 29-Sep-2017  
 Time: 13:36  
 Page: 86

**PGM Year:** 2015  
**Project:** 0005 - Community Facility Rehabilitation  
**IDIS Activity:** 931 - Youth Spirit Artworks: ADA Improvements

**Status:** Completed 9/9/2016 12:00:00 AM  
**Location:** 1740 Alcatraz Ave Berkeley, CA 94703-2713

**Objective:** Create suitable living environments  
**Outcome:** Availability/accessibility  
**Matrix Code:** Neighborhood Facilities (03E) **National Objective:** LMC

**Initial Funding Date:** 11/25/2015

**Description:**

This project will increase access to the facility.

**Financing**

	Fund Type	Grant Year	Grant	Funded Amount	Drawn In Program Year	Drawn Thru Program Year
CDBG	EN	2015	B15MC060008	\$44,999.00	\$0.00	\$44,999.00
<b>Total</b>	<b>Total</b>			<b>\$44,999.00</b>	<b>\$0.00</b>	<b>\$44,999.00</b>


**Proposed Accomplishments**

Public Facilities : 100

**Actual Accomplishments**

*Number assisted:*

	<b>Owner</b>		<b>Renter</b>		<b>Total</b>		<b>Person</b>	
	Total	Hispanic	Total	Hispanic	Total	Hispanic	Total	Hispanic
White:	0	0	0	0	0	0	3	2
Black/African American:	0	0	0	0	0	0	21	1
Asian:	0	0	0	0	0	0	0	0
American Indian/Alaskan Native:	0	0	0	0	0	0	1	1
Native Hawaiian/Other Pacific Islander:	0	0	0	0	0	0	0	0
American Indian/Alaskan Native & White:	0	0	0	0	0	0	0	0
Asian White:	0	0	0	0	0	0	0	0
Black/African American & White:	0	0	0	0	0	0	0	0
American Indian/Alaskan Native & Black/African American:	0	0	0	0	0	0	0	0
Other multi-racial:	0	0	0	0	0	0	1	1
Asian/Pacific Islander:	0	0	0	0	0	0	0	0
Hispanic:	0	0	0	0	0	0	0	0
<b>Total:</b>	<b>0</b>	<b>0</b>	<b>0</b>	<b>0</b>	<b>0</b>	<b>0</b>	<b>26</b>	<b>5</b>
Female-headed Households:	0		0		0			



U.S. Department of Housing and Urban Development  
Office of Community Planning and Development  
Integrated Disbursement and Information System  
CDBG Activity Summary Report (GPR) for Program Year 2016  
BERKELEY

Date: 29-Sep-2017

Time: 13:36

Page: 87

*Income Category:*

	<b>Owner</b>	<b>Renter</b>	<b>Total</b>	<b>Person</b>
Extremely Low	0	0	0	13
Low Mod	0	0	0	6
Moderate	0	0	0	7
Non Low Moderate	0	0	0	0
Total	0	0	0	26
Percent Low/Mod				100.0%

**Annual Accomplishments**

<b>Years</b>	<b>Accomplishment Narrative</b>	<b># Benefitting</b>
2015	The agency received its permits, completed its bid process, hired a contractor and completed the project. The project amount will be drawn by December 31, 2016.	



U.S. Department of Housing and Urban Development  
 Office of Community Planning and Development  
 Integrated Disbursement and Information System  
 CDBG Activity Summary Report (GPR) for Program Year 2016  
 BERKELEY

Date: 29-Sep-2017  
 Time: 13:36  
 Page: 88

**PGM Year:** 2015  
**Project:** 0005 - Community Facility Rehabilitation  
**IDIS Activity:** 932 - LLMC Over 60's Improvements

**Status:** Completed 6/27/2017 12:00:00 AM  
**Location:** 3260 Sacramento St Berkeley, CA 94702-2739

**Objective:** Create suitable living environments  
**Outcome:** Availability/accessibility  
**Matrix Code:** Health Facilities (03P)

**National Objective:** LMC

**Initial Funding Date:** 11/25/2015

**Description:**

This project will improve access and improve integration of services.

**Financing**

	Fund Type	Grant Year	Grant	Funded Amount	Drawn In Program Year	Drawn Thru Program Year
CDBG	EN	2015	B15MC060008	\$21,820.00	\$0.00	\$21,820.00
<b>Total</b>	<b>Total</b>			<b>\$21,820.00</b>	<b>\$0.00</b>	<b>\$21,820.00</b>

**Proposed Accomplishments**

Public Facilities : 694

**Actual Accomplishments**

*Number assisted:*

	<b>Owner</b>		<b>Renter</b>		<b>Total</b>		<b>Person</b>	
	Total	Hispanic	Total	Hispanic	Total	Hispanic	Total	Hispanic
White:	0	0	0	0	0	0	272	7
Black/African American:	0	0	0	0	0	0	204	3
Asian:	0	0	0	0	0	0	59	3
American Indian/Alaskan Native:	0	0	0	0	0	0	1	0
Native Hawaiian/Other Pacific Islander:	0	0	0	0	0	0	3	1
American Indian/Alaskan Native & White:	0	0	0	0	0	0	0	0
Asian White:	0	0	0	0	0	0	7	1
Black/African American & White:	0	0	0	0	0	0	5	0
American Indian/Alaskan Native & Black/African American:	0	0	0	0	0	0	1	0
Other multi-racial:	0	0	0	0	0	0	94	33
Asian/Pacific Islander:	0	0	0	0	0	0	0	0
Hispanic:	0	0	0	0	0	0	0	0
<b>Total:</b>	<b>0</b>	<b>0</b>	<b>0</b>	<b>0</b>	<b>0</b>	<b>0</b>	<b>646</b>	<b>48</b>
Female-headed Households:	0		0		0			





U.S. Department of Housing and Urban Development  
Office of Community Planning and Development  
Integrated Disbursement and Information System  
CDBG Activity Summary Report (GPR) for Program Year 2016  
BERKELEY

Date: 29-Sep-2017

Time: 13:36

Page: 89

*Income Category:*

	<b>Owner</b>	<b>Renter</b>	<b>Total</b>	<b>Person</b>
Extremely Low	0	0	0	459
Low Mod	0	0	0	83
Moderate	0	0	0	54
Non Low Moderate	0	0	0	50
Total	0	0	0	646
Percent Low/Mod				92.3%

**Annual Accomplishments**

<b>Years</b>	<b>Accomplishment Narrative</b>	<b># Benefitting</b>
2015	The agency has replaced non-ADA compliant sinks and cabinetry in patient rooms with ADA wall mounted hand washing sinks in patient treatment rooms. This project has been completed and the funds will be drawn by December 30, 2016.	
2016	Project Completed and drawn.	



U.S. Department of Housing and Urban Development  
 Office of Community Planning and Development  
 Integrated Disbursement and Information System  
 CDBG Activity Summary Report (GPR) for Program Year 2016  
 BERKELEY

Date: 29-Sep-2017  
 Time: 13:36  
 Page: 90

**PGM Year:** 2015  
**Project:** 0004 - Public Services  
**IDIS Activity:** 933 - BFHP: Homeless Services - CES  
**Status:** Completed 9/2/2016 12:00:00 AM  
**Location:** 1901 Fairview St Berkeley, CA 94703-2718

**Objective:** Create suitable living environments  
**Outcome:** Availability/accessibility  
**Matrix Code:** Operating Costs of Homeless/AIDS Patients Programs (03T)      **National Objective:** LMC

**Initial Funding Date:** 12/07/2015

**Description:**  
 This funding will support the new coordinated entry system.

**Financing**

	Fund Type	Grant Year	Grant	Funded Amount	Drawn In Program Year	Drawn Thru Program Year
CDBG	EN	Pre-2015		\$10,587.00	\$0.00	\$0.00
		2014	B14MC060008		\$0.00	\$10,587.00
	PI			\$63,970.00	\$0.00	\$63,970.00
<b>Total</b>	<b>Total</b>			<b>\$74,557.00</b>	<b>\$0.00</b>	<b>\$74,557.00</b>

**Proposed Accomplishments**

People (General) : 730

**Actual Accomplishments**

Number assisted:

	Owner		Renter		Total		Person	
	Total	Hispanic	Total	Hispanic	Total	Hispanic	Total	Hispanic
White:	0	0	0	0	0	0	249	67
Black/African American:	0	0	0	0	0	0	653	24
Asian:	0	0	0	0	0	0	22	1
American Indian/Alaskan Native:	0	0	0	0	0	0	22	8
Native Hawaiian/Other Pacific Islander:	0	0	0	0	0	0	15	8
American Indian/Alaskan Native & White:	0	0	0	0	0	0	18	7
Asian White:	0	0	0	0	0	0	5	0
Black/African American & White:	0	0	0	0	0	0	29	4
American Indian/Alaskan Native & Black/African American:	0	0	0	0	0	0	30	4
Other multi-racial:	0	0	0	0	0	0	26	1
Asian/Pacific Islander:	0	0	0	0	0	0	0	0
Hispanic:	0	0	0	0	0	0	0	0
<b>Total:</b>	<b>0</b>	<b>0</b>	<b>0</b>	<b>0</b>	<b>0</b>	<b>0</b>	<b>1,069</b>	<b>124</b>



U.S. Department of Housing and Urban Development  
Office of Community Planning and Development  
Integrated Disbursement and Information System  
CDBG Activity Summary Report (GPR) for Program Year 2016  
BERKELEY

Date: 29-Sep-2017

Time: 13:36

Page: 91

Female-headed Households: 0 0 0

*Income Category:*

	<b>Owner</b>	<b>Renter</b>	<b>Total</b>	<b>Person</b>
Extremely Low	0	0	0	904
Low Mod	0	0	0	112
Moderate	0	0	0	36
Non Low Moderate	0	0	0	17
Total	0	0	0	1,069
Percent Low/Mod				98.4%

**Annual Accomplishments**

<b>Years</b>	<b>Accomplishment Narrative</b>	<b># Benefiting</b>
2015	We were able to open the CES in January (Q3) with new staff including 3 case managers and 2 housingspecialists. Formerly dispersed transactions such as shelter reservations and case management were centralized to CES. By the end of June (Q4), over 900 clients had been provided with a referral, problem solving or intake and 20 clients were assisted with obtaining permanent housing.	



U.S. Department of Housing and Urban Development  
 Office of Community Planning and Development  
 Integrated Disbursement and Information System  
 CDBG Activity Summary Report (GPR) for Program Year 2016  
 BERKELEY

Date: 29-Sep-2017  
 Time: 13:36  
 Page: 92

**PGM Year:** 2015  
**Project:** 0003 - Single Family Rehabilitation Programs  
**IDIS Activity:** 936 - Single Family Rehabilitation Loans

**Status:** Open  
**Location:** 2180 Milvia St Berkeley, CA 94704-1122  
**Objective:** Create suitable living environments  
**Outcome:** Sustainability  
**Matrix Code:** Rehab; Single-Unit Residential (14A)      **National Objective:** LMH

**Initial Funding Date:** 01/28/2016

**Description:**

This project funds Single and/or Disabled Rehab loans for low income homeowners.

**Financing**

	Fund Type	Grant Year	Grant	Funded Amount	Drawn In Program Year	Drawn Thru Program Year
CDBG	EN	Pre-2015		\$150,000.00	\$0.00	\$0.00
<b>Total</b>	<b>Total</b>			<b>\$150,000.00</b>	<b>\$0.00</b>	<b>\$0.00</b>

**Proposed Accomplishments**

**Actual Accomplishments**

*Number assisted:*

	<b>Owner</b>		<b>Renter</b>		<b>Total</b>		<b>Person</b>	
	Total	Hispanic	Total	Hispanic	Total	Hispanic	Total	Hispanic
White:	0	0	0	0	0	0	0	0
Black/African American:	0	0	0	0	0	0	0	0
Asian:	0	0	0	0	0	0	0	0
American Indian/Alaskan Native:	0	0	0	0	0	0	0	0
Native Hawaiian/Other Pacific Islander:	0	0	0	0	0	0	0	0
American Indian/Alaskan Native & White:	0	0	0	0	0	0	0	0
Asian White:	0	0	0	0	0	0	0	0
Black/African American & White:	0	0	0	0	0	0	0	0
American Indian/Alaskan Native & Black/African American:	0	0	0	0	0	0	0	0
Other multi-racial:	0	0	0	0	0	0	0	0
Asian/Pacific Islander:	0	0	0	0	0	0	0	0
Hispanic:	0	0	0	0	0	0	0	0
<b>Total:</b>	<b>0</b>	<b>0</b>	<b>0</b>	<b>0</b>	<b>0</b>	<b>0</b>	<b>0</b>	<b>0</b>
Female-headed Households:	0		0		0			

*Income Category:*

**Owner    Renter    Total    Person**



U.S. Department of Housing and Urban Development  
Office of Community Planning and Development  
Integrated Disbursement and Information System  
CDBG Activity Summary Report (GPR) for Program Year 2016  
BERKELEY

Date: 29-Sep-2017  
Time: 13:36  
Page: 93

Extremely Low	0	0	0	0
Low Mod	0	0	0	0
Moderate	0	0	0	0
Non Low Moderate	0	0	0	0
Total	0	0	0	0
Percent Low/Mod				

**Annual Accomplishments**

<b>Years</b>	<b>Accomplishment Narrative</b>	<b># Benefiting</b>
2015	CDBG funds from prior years are currently being used on for the program. PY2015 funds will be carried over to 2016.	



U.S. Department of Housing and Urban Development  
 Office of Community Planning and Development  
 Integrated Disbursement and Information System  
 CDBG Activity Summary Report (GPR) for Program Year 2016  
 BERKELEY

Date: 29-Sep-2017  
 Time: 13:36  
 Page: 94

**PGM Year:** 2016  
**Project:** 0004 - Housing Services  
**IDIS Activity:** 943 - RBT - Safe Home Project

**Status:** Completed 8/18/2017 12:00:00 AM  
**Location:** Address Suppressed

**Objective:** Create suitable living environments  
**Outcome:** Availability/accessibility  
**Matrix Code:** Rehab; Single-Unit Residential (14A)      **National Objective:** LMH

**Initial Funding Date:** 06/06/2016

**Description:**

Volunteers will be mobilized to make improvements to a minimum of 18 homes owned by senior and/or disabled low-income Berkeley residents.

**Financing**

	Fund Type	Grant Year	Grant	Funded Amount	Drawn In Program Year	Drawn Thru Program Year
CDBG	EN	Pre-2015		\$98,279.00	\$0.00	\$0.00
		2014	B14MC060008		\$98,279.00	\$98,279.00
<b>Total</b>	<b>Total</b>			<b>\$98,279.00</b>	<b>\$98,279.00</b>	<b>\$98,279.00</b>

**Proposed Accomplishments**

Housing Units : 18

**Actual Accomplishments**

*Number assisted:*

	Owner		Renter		Total		Person	
	Total	Hispanic	Total	Hispanic	Total	Hispanic	Total	Hispanic
White:	9	0	0	0	9	0	0	0
Black/African American:	6	0	0	0	6	0	0	0
Asian:	2	0	0	0	2	0	0	0
American Indian/Alaskan Native:	0	0	0	0	0	0	0	0
Native Hawaiian/Other Pacific Islander:	0	0	0	0	0	0	0	0
American Indian/Alaskan Native & White:	0	0	0	0	0	0	0	0
Asian White:	0	0	0	0	0	0	0	0
Black/African American & White:	0	0	0	0	0	0	0	0
American Indian/Alaskan Native & Black/African American:	1	0	0	0	1	0	0	0
Other multi-racial:	0	0	0	0	0	0	0	0
Asian/Pacific Islander:	0	0	0	0	0	0	0	0
Hispanic:	0	0	0	0	0	0	0	0
<b>Total:</b>	<b>18</b>	<b>0</b>	<b>0</b>	<b>0</b>	<b>18</b>	<b>0</b>	<b>0</b>	<b>0</b>

Female-headed Households: 16



U.S. Department of Housing and Urban Development  
Office of Community Planning and Development  
Integrated Disbursement and Information System  
CDBG Activity Summary Report (GPR) for Program Year 2016  
BERKELEY


Date: 29-Sep-2017  
Time: 13:36  
Page: 95

*Income Category:*

	<b>Owner</b>	<b>Renter</b>	<b>Total</b>	<b>Person</b>
Extremely Low	8	0	8	0
Low Mod	8	0	8	0
Moderate	2	0	2	0
Non Low Moderate	0	0	0	0
Total	18	0	18	0
Percent Low/Mod	100.0%		100.0%	

**Annual Accomplishments**

<b>Years</b>	<b>Accomplishment Narrative</b>	<b># Benefitting</b>
2016	RTEBN organized ten work days with six different volunteer groups who made significant safety and energy efficient improvements for 18 Berkeley homeowners.2 - Installed new water1 - Install new exterior handrail1 - Repair exterior steps1 - Deck repair and seal1 - Installed radiant barrier film 1 - Installed new window1 - Sealed and painted interior kitchen2- Installed new ADA toilets1 - Installeddoorbell for increased security2- Installed carbon monoxide detectors1 - Properly routed dryer vents to the exterior of the home2 - Installed T&P valve3 - Installed ADA grab bars15 - Replaced lightbulbs with LEDs	



U.S. Department of Housing and Urban Development  
 Office of Community Planning and Development  
 Integrated Disbursement and Information System  
 CDBG Activity Summary Report (GPR) for Program Year 2016  
 BERKELEY

Date: 29-Sep-2017  
 Time: 13:36  
 Page: 96

**PGM Year:** 2016  
**Project:** 0006 - Community Facility Rehabilitation  
**IDIS Activity:** 944 - RBT: Community Facilities Projects

**Status:** Completed 8/18/2017 12:00:00 AM      **Objective:** Create economic opportunities  
**Location:** Address Suppressed      **Outcome:** Sustainability  
**Matrix Code:** Neighborhood Facilities (03E)      **National Objective:** LMC

**Initial Funding Date:** 09/09/2016

**Description:**

Rebuilding Together will have completed work on 6 community facilities that were in need of repairs and rehabilitation services.

**Financing**

	Fund Type	Grant Year	Grant	Funded Amount	Drawn In Program Year	Drawn Thru Program Year
CDBG	EN	Pre-2015		\$24,575.00	\$0.00	\$0.00
		2014	B14MC060008		\$24,575.00	\$24,575.00
<b>Total</b>	<b>Total</b>			<b>\$24,575.00</b>	<b>\$24,575.00</b>	<b>\$24,575.00</b>

**Proposed Accomplishments**

Public Facilities : 6

**Actual Accomplishments**

Number assisted:

	Owner		Renter		Total		Person	
	Total	Hispanic	Total	Hispanic	Total	Hispanic	Total	Hispanic
White:	0	0	0	0	0	0	418	0
Black/African American:	0	0	0	0	0	0	358	0
Asian:	0	0	0	0	0	0	4	0
American Indian/Alaskan Native:	0	0	0	0	0	0	2	0
Native Hawaiian/Other Pacific Islander:	0	0	0	0	0	0	6	0
American Indian/Alaskan Native & White:	0	0	0	0	0	0	0	0
Asian White:	0	0	0	0	0	0	0	0
Black/African American & White:	0	0	0	0	0	0	0	0
American Indian/Alaskan Native & Black/African American:	0	0	0	0	0	0	0	0
Other multi-racial:	0	0	0	0	0	0	835	0
Asian/Pacific Islander:	0	0	0	0	0	0	0	0
Hispanic:	0	0	0	0	0	0	0	0
<b>Total:</b>	<b>0</b>	<b>0</b>	<b>0</b>	<b>0</b>	<b>0</b>	<b>0</b>	<b>1,623</b>	<b>0</b>
Female-headed Households:	0		0		0			





U.S. Department of Housing and Urban Development  
Office of Community Planning and Development  
Integrated Disbursement and Information System  
CDBG Activity Summary Report (GPR) for Program Year 2016  
BERKELEY

Date: 29-Sep-2017

Time: 13:36

Page: 97

*Income Category:*

	<b>Owner</b>	<b>Renter</b>	<b>Total</b>	<b>Person</b>
Extremely Low	0	0	0	799
Low Mod	0	0	0	715
Moderate	0	0	0	95
Non Low Moderate	0	0	0	14
Total	0	0	0	1,623
Percent Low/Mod				99.1%

**Annual Accomplishments**

<b>Years</b>	<b>Accomplishment Narrative</b>	<b># Benefitting</b>
2016	RTEBN organized six groups of volunteers to help complete improvements to six community facilities including significant energy and safety improvements.	



U.S. Department of Housing and Urban Development  
 Office of Community Planning and Development  
 Integrated Disbursement and Information System  
 CDBG Activity Summary Report (GPR) for Program Year 2016  
 BERKELEY

Date: 29-Sep-2017  
 Time: 13:36  
 Page: 98

**PGM Year:** 2016  
**Project:** 0004 - Housing Services  
**IDIS Activity:** 945 - Community Energy Services Corporation - Home Repair Program

**Status:** Completed 8/18/2017 12:00:00 AM      **Objective:** Create suitable living environments  
**Location:** 2437 Piedmont Ave Apt 305 Berkeley, CA 94704-2415      **Outcome:** Sustainability  
**Matrix Code:** Rehab; Single-Unit Residential (14A)      **National Objective:** LMH

**Initial Funding Date:** 09/09/2016

**Description:**

Community Energy Services Corporation will conduct both minor and major repairs for low-income Berkeley residents.

**Financing**

	Fund Type	Grant Year	Grant	Funded Amount	Drawn In Program Year	Drawn Thru Program Year
CDBG	EN	Pre-2015		\$211,750.00	\$0.00	\$0.00
		2014	B14MC060008		\$211,750.00	\$211,750.00
	PI			\$70,584.00	\$70,584.00	\$70,584.00
<b>Total</b>	<b>Total</b>			<b>\$282,334.00</b>	<b>\$282,334.00</b>	<b>\$282,334.00</b>

**Proposed Accomplishments**

Housing Units : 120

**Actual Accomplishments**

Number assisted:

	Owner		Renter		Total		Person	
	Total	Hispanic	Total	Hispanic	Total	Hispanic	Total	Hispanic
White:	23	6	4	1	27	7	0	0
Black/African American:	34	0	3	1	37	1	0	0
Asian:	4	0	3	0	7	0	0	0
American Indian/Alaskan Native:	1	0	0	0	1	0	0	0
Native Hawaiian/Other Pacific Islander:	1	0	0	0	1	0	0	0
American Indian/Alaskan Native & White:	0	0	0	0	0	0	0	0
Asian White:	1	0	1	0	2	0	0	0
Black/African American & White:	0	0	0	0	0	0	0	0
American Indian/Alaskan Native & Black/African American:	0	0	0	0	0	0	0	0
Other multi-racial:	3	2	0	0	3	2	0	0
Asian/Pacific Islander:	0	0	0	0	0	0	0	0
Hispanic:	0	0	0	0	0	0	0	0
<b>Total:</b>	<b>67</b>	<b>8</b>	<b>11</b>	<b>2</b>	<b>78</b>	<b>10</b>	<b>0</b>	<b>0</b>



U.S. Department of Housing and Urban Development  
 Office of Community Planning and Development  
 Integrated Disbursement and Information System  
 CDBG Activity Summary Report (GPR) for Program Year 2016  
 BERKELEY

Date: 29-Sep-2017  
 Time: 13:36  
 Page: 99

Female-headed Households: 51 7 58

*Income Category:*

	<b>Owner</b>	<b>Renter</b>	<b>Total</b>	<b>Person</b>
Extremely Low	36	8	44	0
Low Mod	24	3	27	0
Moderate	7	0	7	0
Non Low Moderate	0	0	0	0
Total	67	11	78	0
Percent Low/Mod	100.0%	100.0%	100.0%	

**Annual Accomplishments**

<b>Years</b>	<b>Accomplishment Narrative</b>	<b># Benefitting</b>
2016	CESC was able to provide health and safety repairs on 77 homes. Some of these households received numerous needed repairs throughout the program year. CESC began to provide higher cost repairs such as electrical re-wiring, sewer lateral repair, and HVAC installations. This program year saw an influx of new clients through our partnership with Meals on Wheels and CESC has even brought some clients into our agency advisory council.	





U.S. Department of Housing and Urban Development  
 Office of Community Planning and Development  
 Integrated Disbursement and Information System  
 CDBG Activity Summary Report (GPR) for Program Year 2016  
 BERKELEY

Date: 29-Sep-2017  
 Time: 13:36  
 Page: 101

*Income Category:*

	Owner	Renter	Total	Person
Extremely Low	4	9	13	0
Low Mod	7	2	9	0
Moderate	2	1	3	0
Non Low Moderate	0	1	1	0
Total	13	13	26	0
Percent Low/Mod	100.0%	92.3%	96.2%	

**Annual Accomplishments**

Years	Accomplishment Narrative	# Benefiting
2016	<p>We installed six major access modifications for people with disabilities: two ramps, three vertical wheelchair lifts, and one stairlift. One ramp job allowed a man to qualify for a power wheelchair from Medi-Cal, and now he is no longer housebound. All our jobs result in better health and emotional well being for the recipients, who now have greater access to health providers, as well as fuller lives -- either maintaining a job, or just being out in the community. All our ramp and lift jobs mean that someone can continue living at home rather than going to an institution. We installed 22 minor modifications, such as grab bars, standing poles, hand railings, and an even path of travel with long hand railing for someone who recently became completely blind, and was afraid to go outside because he had fallen several times on his uneven brick walkway. He had been an architect and a teacher, and became isolated from his former life. Now he goes out more often, and has a connected life again.. The bathroom is where most injuries from falling occur, inside the house, so the grab bars and standing poles are wonderful for fall prevention. Flexible shower hoses mean that people can sit on a bench and bathe themselves, avoiding falls from standing in the shower. Standing poles can be placed in the bathroom or by the bed, to help people get up and down. Much savings in hospital cost result from fall prevention. We also provide much information and referral to architects, contractors and others about accessibility regulations and Universal Design fundamentals, encouraging designers and builders to design new projects with accessibility as part of the design. We do public presentations on Universal Design and Aging-in-Place, to encourage people to modify their homes so the whole family can live comfortably and safely, no matter what the ability. Data shows that being able to live at home when one ages, if one so desires, can save money whether one private pays for services, or is on Medicaid -- our modifications result in saving taxpayer money when someone does not have to go to an institution. We help many landlords and tenants with disabilities understand their rights and responsibilities concerning reasonable accommodations and modifications under the Fair Housing Amendment Act. Everyone wins, with these modifications. The recipient leads a fuller, more independent life; the family is relieved of some caretaking and worrying; the attendants do not injure themselves because of some of the helpful installations; the taxpayers' money is well used if money is saved by preventing moving to an institution, and by saving hospital costs with fall prevention; and the community gains by having continued access to the person, who may contribute to society by going to school, having a job, or just being a part of a church/temple or social group. Much gratitude for these essential funds that keep us all connected, rather than isolated from one another.</p>	



U.S. Department of Housing and Urban Development  
 Office of Community Planning and Development  
 Integrated Disbursement and Information System  
 CDBG Activity Summary Report (GPR) for Program Year 2016  
 BERKELEY

Date: 29-Sep-2017  
 Time: 13:36  
 Page: 102

**PGM Year:** 2016  
**Project:** 0003 - Public Services  
**IDIS Activity:** 947 - BFHP: Homeless Services - CES

**Status:** Completed 8/18/2017 12:00:00 AM  
**Location:** Address Suppressed  
**Objective:** Create suitable living environments  
**Outcome:** Availability/accessibility  
**Matrix Code:** Operating Costs of Homeless/AIDS Patients Programs (03T)      **National Objective:** LMC

**Initial Funding Date:** 09/09/2016

**Description:**  
 This funding will support the new coordinated entry system for homeless services.

**Financing**

	Fund Type	Grant Year	Grant	Funded Amount	Drawn In Program Year	Drawn Thru Program Year
CDBG	EN	Pre-2015		\$47,642.19	\$0.00	\$0.00
		2014	B14MC060008		\$47,642.19	\$47,642.19
	PI			\$26,914.81	\$26,914.81	\$26,914.81
<b>Total</b>	<b>Total</b>			<b>\$74,557.00</b>	<b>\$74,557.00</b>	<b>\$74,557.00</b>

**Proposed Accomplishments**

People (General) : 500

**Actual Accomplishments**

Number assisted:

	Owner		Renter		Total		Person	
	Total	Hispanic	Total	Hispanic	Total	Hispanic	Total	Hispanic
White:	0	0	0	0	0	0	442	130
Black/African American:	0	0	0	0	0	0	1,207	42
Asian:	0	0	0	0	0	0	43	2
American Indian/Alaskan Native:	0	0	0	0	0	0	22	8
Native Hawaiian/Other Pacific Islander:	0	0	0	0	0	0	12	1
American Indian/Alaskan Native & White:	0	0	0	0	0	0	26	6
Asian White:	0	0	0	0	0	0	7	2
Black/African American & White:	0	0	0	0	0	0	70	6
American Indian/Alaskan Native & Black/African American:	0	0	0	0	0	0	45	3
Other multi-racial:	0	0	0	0	0	0	54	4
Asian/Pacific Islander:	0	0	0	0	0	0	0	0
Hispanic:	0	0	0	0	0	0	0	0
<b>Total:</b>	<b>0</b>	<b>0</b>	<b>0</b>	<b>0</b>	<b>0</b>	<b>0</b>	<b>1,928</b>	<b>204</b>



U.S. Department of Housing and Urban Development  
Office of Community Planning and Development  
Integrated Disbursement and Information System  
CDBG Activity Summary Report (GPR) for Program Year 2016  
BERKELEY

Date: 29-Sep-2017  
Time: 13:36  
Page: 103

Female-headed Households: 0 0 0

*Income Category:*

	<b>Owner</b>	<b>Renter</b>	<b>Total</b>	<b>Person</b>
Extremely Low	0	0	0	1,570
Low Mod	0	0	0	241
Moderate	0	0	0	81
Non Low Moderate	0	0	0	36
Total	0	0	0	1,928
Percent Low/Mod				98.1%

**Annual Accomplishments**

<b>Years</b>	<b>Accomplishment Narrative</b>	<b># Benefitting</b>
2016	Berkeley's Coordinated Entry System conducted more than 1000 intakes, referred nearly 200 people to mainstream services and housed 54 households. Over the past year, the level of collaboration between partnering agencies has increased and service coordination is at a higher level than a year ago. In the coming year, the Berkeley CES will expand to cover the northern portion of Alameda County as a result of the implementation of the countywide CES.	



U.S. Department of Housing and Urban Development  
 Office of Community Planning and Development  
 Integrated Disbursement and Information System  
 CDBG Activity Summary Report (GPR) for Program Year 2016  
 BERKELEY

Date: 29-Sep-2017  
 Time: 13:36  
 Page: 104

**PGM Year:** 2016  
**Project:** 0003 - Public Services  
**IDIS Activity:** 948 - BFHP: Men's Overnight Shelter

**Status:** Completed 8/18/2017 12:00:00 AM  
**Location:** Address Suppressed

**Objective:** Create suitable living environments  
**Outcome:** Availability/accessibility  
**Matrix Code:** Operating Costs of Homeless/AIDS Patients Programs (03T)      **National Objective:** LMC

**Initial Funding Date:** 09/09/2016

**Description:**  
 Berkeley Food and Housing Project to provide shelter to single adult men.

**Financing**

	Fund Type	Grant Year	Grant	Funded Amount	Drawn In Program Year	Drawn Thru Program Year
CDBG	EN	2015	B15MC060008	\$82,768.00	\$82,768.00	\$82,768.00
	PI			\$82,768.00	\$82,768.00	\$82,768.00
<b>Total</b>	<b>Total</b>			<b>\$165,536.00</b>	<b>\$165,536.00</b>	<b>\$165,536.00</b>

**Proposed Accomplishments**

People (General) : 106

**Actual Accomplishments**

Number assisted:

	Owner		Renter		Total		Person	
	Total	Hispanic	Total	Hispanic	Total	Hispanic	Total	Hispanic
White:	0	0	0	0	0	0	18	2
Black/African American:	0	0	0	0	0	0	48	0
Asian:	0	0	0	0	0	0	0	0
American Indian/Alaskan Native:	0	0	0	0	0	0	1	0
Native Hawaiian/Other Pacific Islander:	0	0	0	0	0	0	2	0
American Indian/Alaskan Native & White:	0	0	0	0	0	0	1	1
Asian White:	0	0	0	0	0	0	0	0
Black/African American & White:	0	0	0	0	0	0	5	0
American Indian/Alaskan Native & Black/African American:	0	0	0	0	0	0	2	1
Other multi-racial:	0	0	0	0	0	0	1	0
Asian/Pacific Islander:	0	0	0	0	0	0	0	0
Hispanic:	0	0	0	0	0	0	0	0
<b>Total:</b>	<b>0</b>	<b>0</b>	<b>0</b>	<b>0</b>	<b>0</b>	<b>0</b>	<b>78</b>	<b>4</b>

Female-headed Households:

Total	0	0	0
-------	---	---	---





U.S. Department of Housing and Urban Development  
Office of Community Planning and Development  
Integrated Disbursement and Information System  
CDBG Activity Summary Report (GPR) for Program Year 2016  
BERKELEY

Date: 29-Sep-2017

Time: 13:36

Page: 105

*Income Category:*

	<b>Owner</b>	<b>Renter</b>	<b>Total</b>	<b>Person</b>
Extremely Low	0	0	0	63
Low Mod	0	0	0	11
Moderate	0	0	0	3
Non Low Moderate	0	0	0	1
Total	0	0	0	78
Percent Low/Mod				98.7%

**Annual Accomplishments**

<b>Years</b>	<b>Accomplishment Narrative</b>	<b># Benefitting</b>
2016	The shelter remained 98% full for the year. This year shelter flow decreased because we removed the 30 day stay and are serving higher need people. Given low vacancy rate and inflated rents in local housing market, finding permanent housing has been challenging.	



U.S. Department of Housing and Urban Development  
 Office of Community Planning and Development  
 Integrated Disbursement and Information System  
 CDBG Activity Summary Report (GPR) for Program Year 2016  
 BERKELEY

Date: 29-Sep-2017  
 Time: 13:36  
 Page: 106

**PGM Year:** 2016  
**Project:** 0003 - Public Services  
**IDIS Activity:** 949 - Biotech Partners, Inc

**Status:** Completed 8/18/2017 12:00:00 AM  
**Location:** 1980 Allston Way Berkeley, CA 94704-1463

**Objective:** Create economic opportunities  
**Outcome:** Sustainability  
**Matrix Code:** Employment Training (05H)

**National Objective:** LMC

**Initial Funding Date:** 09/09/2016

**Description:**

Biotech Partners will provide educational workshops, tutoring and internships in the biotech field.

**Financing**

	Fund Type	Grant Year	Grant	Funded Amount	Drawn In Program Year	Drawn Thru Program Year
CDBG	EN	Pre-2015		\$68,094.00	\$0.00	\$0.00
		2014	B14MC060008		\$68,094.00	\$68,094.00
<b>Total</b>	<b>Total</b>			<b>\$68,094.00</b>	<b>\$68,094.00</b>	<b>\$68,094.00</b>

**Proposed Accomplishments**

People (General) : 60

**Actual Accomplishments**

Number assisted:

	Owner		Renter		Total		Person	
	Total	Hispanic	Total	Hispanic	Total	Hispanic	Total	Hispanic
White:	0	0	0	0	0	0	6	0
Black/African American:	0	0	0	0	0	0	20	0
Asian:	0	0	0	0	0	0	5	0
American Indian/Alaskan Native:	0	0	0	0	0	0	0	0
Native Hawaiian/Other Pacific Islander:	0	0	0	0	0	0	0	0
American Indian/Alaskan Native & White:	0	0	0	0	0	0	0	0
Asian White:	0	0	0	0	0	0	1	0
Black/African American & White:	0	0	0	0	0	0	0	0
American Indian/Alaskan Native & Black/African American:	0	0	0	0	0	0	0	0
Other multi-racial:	0	0	0	0	0	0	20	19
Asian/Pacific Islander:	0	0	0	0	0	0	0	0
Hispanic:	0	0	0	0	0	0	0	0
<b>Total:</b>	<b>0</b>	<b>0</b>	<b>0</b>	<b>0</b>	<b>0</b>	<b>0</b>	<b>52</b>	<b>19</b>

Female-headed Households: 0



U.S. Department of Housing and Urban Development  
Office of Community Planning and Development  
Integrated Disbursement and Information System  
CDBG Activity Summary Report (GPR) for Program Year 2016  
BERKELEY

Date: 29-Sep-2017  
Time: 13:36  
Page: 107

*Income Category:*

	<b>Owner</b>	<b>Renter</b>	<b>Total</b>	<b>Person</b>
Extremely Low	0	0	0	21
Low Mod	0	0	0	14
Moderate	0	0	0	17
Non Low Moderate	0	0	0	0
Total	0	0	0	52
Percent Low/Mod				100.0%

**Annual Accomplishments**

<b>Years</b>	<b>Accomplishment Narrative</b>	<b># Benefitting</b>
2016	All 29 Biotech Partners Seniors matriculated to either 2-year community college or 4-year institutions of higher learning. 9 Students are enrolled in the Peralta Community College of which 3 of these students will be attending the BCI Program. Additionally, 19 students matriculated into 4-year universities; Biotech Partners successfully recruited 20 students from the National Society of Black Engineers (NSBE) Jr. Chapter at BHS. for 2017-18 Academic Year. More than 40 male and female students of African American descent enrolled in this after school program. Students, through field trips to biotech industries as well as learning robotics received exposure to careers in engineering and biotechnology fields.	



U.S. Department of Housing and Urban Development  
 Office of Community Planning and Development  
 Integrated Disbursement and Information System  
 CDBG Activity Summary Report (GPR) for Program Year 2016  
 BERKELEY

Date: 29-Sep-2017  
 Time: 13:36  
 Page: 108

**PGM Year:** 2016  
**Project:** 0003 - Public Services  
**IDIS Activity:** 950 - EBCLC - Fair Housing Services

**Status:** Completed 8/18/2017 12:00:00 AM  
**Location:** 2921 Adeline St Berkeley, CA 94703-2502

**Objective:** Create suitable living environments  
**Outcome:** Availability/accessibility  
**Matrix Code:** Fair Housing Activities (if CDBG, then subject to 15% cap) (05J)      **National Objective:** LMC

**Initial Funding Date:** 10/17/2016

**Description:**  
 EBCLC will provide fair housing counseling, mediation, and complaint investigation services.

**Financing**

	Fund Type	Grant Year	Grant	Funded Amount	Drawn In Program Year	Drawn Thru Program Year
CDBG	EN	2016	B16MC060008	\$34,932.00	\$34,932.00	\$34,932.00
<b>Total</b>	<b>Total</b>			<b>\$34,932.00</b>	<b>\$34,932.00</b>	<b>\$34,932.00</b>

**Proposed Accomplishments**

People (General) : 60

**Actual Accomplishments**

*Number assisted:*

	<b>Owner</b>		<b>Renter</b>		<b>Total</b>		<b>Person</b>	
	Total	Hispanic	Total	Hispanic	Total	Hispanic	Total	Hispanic
White:	0	0	0	0	0	0	35	2
Black/African American:	0	0	0	0	0	0	25	1
Asian:	0	0	0	0	0	0	1	0
American Indian/Alaskan Native:	0	0	0	0	0	0	2	0
Native Hawaiian/Other Pacific Islander:	0	0	0	0	0	0	0	0
American Indian/Alaskan Native & White:	0	0	0	0	0	0	2	0
Asian White:	0	0	0	0	0	0	0	0
Black/African American & White:	0	0	0	0	0	0	0	0
American Indian/Alaskan Native & Black/African American:	0	0	0	0	0	0	2	0
Other multi-racial:	0	0	0	0	0	0	15	4
Asian/Pacific Islander:	0	0	0	0	0	0	0	0
Hispanic:	0	0	0	0	0	0	0	0
<b>Total:</b>	<b>0</b>	<b>0</b>	<b>0</b>	<b>0</b>	<b>0</b>	<b>0</b>	<b>82</b>	<b>7</b>
Female-headed Households:	0		0		0			



U.S. Department of Housing and Urban Development  
Office of Community Planning and Development  
Integrated Disbursement and Information System  
CDBG Activity Summary Report (GPR) for Program Year 2016  
BERKELEY


Date: 29-Sep-2017  
Time: 13:36  
Page: 109

*Income Category:*

	<b>Owner</b>	<b>Renter</b>	<b>Total</b>	<b>Person</b>
Extremely Low	0	0	0	64
Low Mod	0	0	0	12
Moderate	0	0	0	2
Non Low Moderate	0	0	0	4
Total	0	0	0	82
Percent Low/Mod				95.1%

**Annual Accomplishments**

<b>Years</b>	<b>Accomplishment Narrative</b>	<b># Benefitting</b>
2016	EBCLC provided 82 Berkeley tenants with services related to fair housing issues. A majority of tenants served had housing issues related to their disabled status; however, gender, family status, national origin, race, and age discrimination were also reported. Of the 82 tenants who were provided information and advice for fair housing issues, 20 received further investigation into their complaints, and 14 had their issues successfully mediated. Additionally, EBCLC performed 3 fair housing tests on Berkeley rental properties, held 3 Fair Housing educational workshops for landlords/property managers and CBOs, and reached 87 community members to inform and educate them about their Fair Housing rights.	



U.S. Department of Housing and Urban Development  
 Office of Community Planning and Development  
 Integrated Disbursement and Information System  
 CDBG Activity Summary Report (GPR) for Program Year 2016  
 BERKELEY

Date: 29-Sep-2017  
 Time: 13:36  
 Page: 110

**PGM Year:** 2016  
**Project:** 0003 - Public Services  
**IDIS Activity:** 951 - RIsing Sun - GETS Program

**Status:** Completed 8/18/2017 12:00:00 AM  
**Location:** 2998 San Pablo Ave Berkeley, CA 94702-2471

**Objective:** Create economic opportunities  
**Outcome:** Availability/accessibility  
**Matrix Code:** Employment Training (05H)

**National Objective:** LMC

**Initial Funding Date:** 10/17/2016

**Description:**

The GETS program prepares low-income East Bay adults with barriers to employment for careers in construction, energy efficiency, and the solar industry.

**Financing**

	Fund Type	Grant Year	Grant	Funded Amount	Drawn In Program Year	Drawn Thru Program Year
CDBG	EN	2016	B16MC060008	\$25,472.00	\$25,472.00	\$25,472.00
<b>Total</b>	<b>Total</b>			<b>\$25,472.00</b>	<b>\$25,472.00</b>	<b>\$25,472.00</b>

**Proposed Accomplishments**

People (General) : 15

**Actual Accomplishments**

*Number assisted:*

	<b>Owner</b>		<b>Renter</b>		<b>Total</b>		<b>Person</b>	
	Total	Hispanic	Total	Hispanic	Total	Hispanic	Total	Hispanic
White:	0	0	0	0	0	0	2	1
Black/African American:	0	0	0	0	0	0	9	0
Asian:	0	0	0	0	0	0	3	0
American Indian/Alaskan Native:	0	0	0	0	0	0	0	0
Native Hawaiian/Other Pacific Islander:	0	0	0	0	0	0	0	0
American Indian/Alaskan Native & White:	0	0	0	0	0	0	0	0
Asian White:	0	0	0	0	0	0	0	0
Black/African American & White:	0	0	0	0	0	0	0	0
American Indian/Alaskan Native & Black/African American:	0	0	0	0	0	0	0	0
Other multi-racial:	0	0	0	0	0	0	0	0
Asian/Pacific Islander:	0	0	0	0	0	0	0	0
Hispanic:	0	0	0	0	0	0	0	0
<b>Total:</b>	<b>0</b>	<b>0</b>	<b>0</b>	<b>0</b>	<b>0</b>	<b>0</b>	<b>14</b>	<b>1</b>
Female-headed Households:	0		0		0			



U.S. Department of Housing and Urban Development  
 Office of Community Planning and Development  
 Integrated Disbursement and Information System  
 CDBG Activity Summary Report (GPR) for Program Year 2016  
 BERKELEY

Date: 29-Sep-2017  
 Time: 13:36  
 Page: 111

*Income Category:*

	<b>Owner</b>	<b>Renter</b>	<b>Total</b>	<b>Person</b>
Extremely Low	0	0	0	10
Low Mod	0	0	0	4
Moderate	0	0	0	0
Non Low Moderate	0	0	0	0
Total	0	0	0	14
Percent Low/Mod				100.0%

**Annual Accomplishments**

<b>Years</b>	<b>Accomplishment Narrative</b>	<b># Benefitting</b>
2016	The GETS program has deepened its services over the past year. Thanks to support from the California Workforce Development Board (CWDB), we were able to offer small cash stipends to all pre-apprenticeship participants. We have increased our union exposure opportunities through weekly field trips to apprenticeship training facilities. We have been able to continue our focus on women through an all-women cohort as well as a co-ed cohort. We are very excited about our first night and weekend cohort which, while still in session, is looking to be quite successful. We look forward to gathering information and outcome data from this cohort to determine how we can best serve the working poor - the focus demographic for this cohort - instead of the unemployed who are served through our traditional trainings. We just received an additional grant from the CWDB to increase our focus on serving the formerly incarcerated and look forward to increasing our impact on this high-need population.	



U.S. Department of Housing and Urban Development  
 Office of Community Planning and Development  
 Integrated Disbursement and Information System  
 CDBG Activity Summary Report (GPR) for Program Year 2016  
 BERKELEY

Date: 29-Sep-2017  
 Time: 13:36  
 Page: 112

**PGM Year:** 2016  
**Project:** 0003 - Public Services  
**IDIS Activity:** 952 - WDDC - Homeless Services

**Status:** Completed 8/18/2017 12:00:00 AM  
**Location:** Address Suppressed

**Objective:** Create suitable living environments  
**Outcome:** Availability/accessibility  
**Matrix Code:** Operating Costs of Homeless/AIDS Patients Programs (03T)

**National Objective:** LMC

**Initial Funding Date:** 09/09/2016

**Description:**

WDDC will provide case management tied to permanent housing to women who were previously homeless and their children.

**Financing**

	Fund Type	Grant Year	Grant	Funded Amount	Drawn In Program Year	Drawn Thru Program Year
CDBG	EN	2015	B15MC060008	\$35,328.00	\$35,328.00	\$35,328.00
		2016	B16MC060008	\$1,703.26	\$1,703.26	\$1,703.26
	PI			\$24,853.74	\$24,853.74	\$24,853.74
<b>Total</b>	<b>Total</b>			<b>\$61,885.00</b>	<b>\$61,885.00</b>	<b>\$61,885.00</b>

**Proposed Accomplishments**

People (General) : 500

**Actual Accomplishments**

Number assisted:

	Owner		Renter		Total		Person	
	Total	Hispanic	Total	Hispanic	Total	Hispanic	Total	Hispanic
White:	0	0	0	0	0	0	4	0
Black/African American:	0	0	0	0	0	0	18	0
Asian:	0	0	0	0	0	0	0	0
American Indian/Alaskan Native:	0	0	0	0	0	0	0	0
Native Hawaiian/Other Pacific Islander:	0	0	0	0	0	0	0	0
American Indian/Alaskan Native & White:	0	0	0	0	0	0	0	0
Asian White:	0	0	0	0	0	0	0	0
Black/African American & White:	0	0	0	0	0	0	0	0
American Indian/Alaskan Native & Black/African American:	0	0	0	0	0	0	0	0
Other multi-racial:	0	0	0	0	0	0	0	0
Asian/Pacific Islander:	0	0	0	0	0	0	0	0
Hispanic:	0	0	0	0	0	0	0	0
<b>Total:</b>	<b>0</b>	<b>0</b>	<b>0</b>	<b>0</b>	<b>0</b>	<b>0</b>	<b>22</b>	<b>0</b>





U.S. Department of Housing and Urban Development  
Office of Community Planning and Development  
Integrated Disbursement and Information System  
CDBG Activity Summary Report (GPR) for Program Year 2016  
BERKELEY

Date: 29-Sep-2017  
Time: 13:36  
Page: 113


Female-headed Households: 0 0 0

*Income Category:*

	<b>Owner</b>	<b>Renter</b>	<b>Total</b>	<b>Person</b>
Extremely Low	0	0	0	22
Low Mod	0	0	0	0
Moderate	0	0	0	0
Non Low Moderate	0	0	0	0
Total	0	0	0	22
Percent Low/Mod				100.0%

**Annual Accomplishments**

<b>Years</b>	<b>Accomplishment Narrative</b>	<b># Benefiting</b>
2016	WDDC Case managers' mission is to support chronically homeless, disabled people to achieve health and self-sufficiency, and to fight against the root causes of poverty and homelessness. WDDC Case managers hold several groups as well as conduct house visits to ensure or assist clients with needed services. WDDC supported 22 clients with tenancy supportive services this year.	



U.S. Department of Housing and Urban Development  
 Office of Community Planning and Development  
 Integrated Disbursement and Information System  
 CDBG Activity Summary Report (GPR) for Program Year 2016  
 BERKELEY

Date: 29-Sep-2017  
 Time: 13:36  
 Page: 114

**PGM Year:** 2016  
**Project:** 0006 - Community Facility Rehabilitation  
**IDIS Activity:** 954 - Berkeley Food and Housing Project: North County Women's Building Improvements

**Status:** Open  
**Location:** 2140 Dwight Way Berkeley, CA 94704-2015  
**Objective:** Create suitable living environments  
**Outcome:** Sustainability  
**Matrix Code:** Homeless Facilities (not operating costs) (03C) **National Objective:** LMC

**Initial Funding Date:** 09/09/2016

**Description:**  
 The project will fund flooring and window replacement improvements at BFHP's Women's Building.

**Financing**

	Fund Type	Grant Year	Grant	Funded Amount	Drawn In Program Year	Drawn Thru Program Year
CDBG	EN	Pre-2015		\$26,461.00	\$0.00	\$0.00
<b>Total</b>	<b>Total</b>			<b>\$26,461.00</b>	<b>\$0.00</b>	<b>\$0.00</b>

**Proposed Accomplishments**

Public Facilities : 50

**Actual Accomplishments**

Number assisted:

	Owner		Renter		Total		Person	
	Total	Hispanic	Total	Hispanic	Total	Hispanic	Total	Hispanic
White:	0	0	0	0	0	0	0	0
Black/African American:	0	0	0	0	0	0	0	0
Asian:	0	0	0	0	0	0	0	0
American Indian/Alaskan Native:	0	0	0	0	0	0	0	0
Native Hawaiian/Other Pacific Islander:	0	0	0	0	0	0	0	0
American Indian/Alaskan Native & White:	0	0	0	0	0	0	0	0
Asian White:	0	0	0	0	0	0	0	0
Black/African American & White:	0	0	0	0	0	0	0	0
American Indian/Alaskan Native & Black/African American:	0	0	0	0	0	0	0	0
Other multi-racial:	0	0	0	0	0	0	0	0
Asian/Pacific Islander:	0	0	0	0	0	0	0	0
Hispanic:	0	0	0	0	0	0	0	0
<b>Total:</b>	<b>0</b>	<b>0</b>	<b>0</b>	<b>0</b>	<b>0</b>	<b>0</b>	<b>0</b>	<b>0</b>
Female-headed Households:	0		0		0			



U.S. Department of Housing and Urban Development  
Office of Community Planning and Development  
Integrated Disbursement and Information System  
CDBG Activity Summary Report (GPR) for Program Year 2016  
BERKELEY

Date: 29-Sep-2017

Time: 13:36

Page: 115

*Income Category:*

	<b>Owner</b>	<b>Renter</b>	<b>Total</b>	<b>Person</b>
Extremely Low	0	0	0	0
Low Mod	0	0	0	0
Moderate	0	0	0	0
Non Low Moderate	0	0	0	0
Total	0	0	0	0
Percent Low/Mod				

**Annual Accomplishments**

<b>Years</b>	<b>Accomplishment Narrative</b>	<b># Benefiting</b>
2016	BFHP started bid out this project and is expected to be completed by December 2017.	



U.S. Department of Housing and Urban Development  
 Office of Community Planning and Development  
 Integrated Disbursement and Information System  
 CDBG Activity Summary Report (GPR) for Program Year 2016  
 BERKELEY

Date: 29-Sep-2017  
 Time: 13:36  
 Page: 116

**PGM Year:** 2016  
**Project:** 0006 - Community Facility Rehabilitation  
**IDIS Activity:** 955 - Options Recovery Services - Interior Improvements

**Status:** Open  
**Location:** 1931 Center St Berkeley, CA 94704-1105

**Objective:** Create suitable living environments  
**Outcome:** Availability/accessibility  
**Matrix Code:** Health Facilities (03P)

**National Objective:** LMC

**Initial Funding Date:** 09/09/2016

**Description:**

This project will fund interior improvements at Options Recovery Services site located at 1931 Center Street.

**Financing**

	Fund Type	Grant Year	Grant	Funded Amount	Drawn In Program Year	Drawn Thru Program Year
CDBG	EN	Pre-2015		\$36,195.00	\$0.00	\$0.00
<b>Total</b>	<b>Total</b>			<b>\$36,195.00</b>	<b>\$0.00</b>	<b>\$0.00</b>

**Proposed Accomplishments**

Public Facilities : 300

**Actual Accomplishments**

*Number assisted:*

	<b>Owner</b>		<b>Renter</b>		<b>Total</b>		<b>Person</b>	
	Total	Hispanic	Total	Hispanic	Total	Hispanic	Total	Hispanic
White:	0	0	0	0	0	0		0
Black/African American:	0	0	0	0	0	0	0	0
Asian:	0	0	0	0	0	0	0	0
American Indian/Alaskan Native:	0	0	0	0	0	0	0	0
Native Hawaiian/Other Pacific Islander:	0	0	0	0	0	0	0	0
American Indian/Alaskan Native & White:	0	0	0	0	0	0	0	0
Asian White:	0	0	0	0	0	0	0	0
Black/African American & White:	0	0	0	0	0	0	0	0
American Indian/Alaskan Native & Black/African American:	0	0	0	0	0	0	0	0
Other multi-racial:	0	0	0	0	0	0	0	0
Asian/Pacific Islander:	0	0	0	0	0	0	0	0
Hispanic:	0	0	0	0	0	0	0	0
<b>Total:</b>	<b>0</b>	<b>0</b>	<b>0</b>	<b>0</b>	<b>0</b>	<b>0</b>	<b>0</b>	<b>0</b>
Female-headed Households:	0		0		0			



U.S. Department of Housing and Urban Development  
Office of Community Planning and Development  
Integrated Disbursement and Information System  
CDBG Activity Summary Report (GPR) for Program Year 2016  
BERKELEY

Date: 29-Sep-2017

Time: 13:36

Page: 117

*Income Category:*

	<b>Owner</b>	<b>Renter</b>	<b>Total</b>	<b>Person</b>
Extremely Low	0	0	0	0
Low Mod	0	0	0	0
Moderate	0	0	0	0
Non Low Moderate	0	0	0	0
Total	0	0	0	0
Percent Low/Mod				

**Annual Accomplishments**

<b>Years</b>	<b>Accomplishment Narrative</b>	<b># Benefitting</b>
2016	Options bid out this project and is expects to complete it by December 2017.	





U.S. Department of Housing and Urban Development  
Office of Community Planning and Development  
Integrated Disbursement and Information System  
CDBG Activity Summary Report (GPR) for Program Year 2016  
BERKELEY

Date: 29-Sep-2017

Time: 13:36

Page: 119

*Income Category:*

	<b>Owner</b>	<b>Renter</b>	<b>Total</b>	<b>Person</b>
Extremely Low	0	0	0	0
Low Mod	0	0	0	0
Moderate	0	0	0	0
Non Low Moderate	0	0	0	0
Total	0	0	0	0
Percent Low/Mod				

**Annual Accomplishments**

No data returned for this view. This might be because the applied filter excludes all data.



U.S. Department of Housing and Urban Development  
 Office of Community Planning and Development  
 Integrated Disbursement and Information System  
 CDBG Activity Summary Report (GPR) for Program Year 2016  
 BERKELEY

Date: 29-Sep-2017  
 Time: 13:36  
 Page: 120

**PGM Year:** 2016  
**Project:** 0004 - Housing Services  
**IDIS Activity:** 959 - Loan Services

**Status:** Completed 9/28/2017 12:00:00 AM  
**Location:** Address Suppressed

**Objective:** Create suitable living environments  
**Outcome:** Availability/accessibility  
**Matrix Code:** Rehabilitation Administration (14H)      **National Objective:** LMC

**Initial Funding Date:** 10/12/2016

**Description:**

This project serves active housing rehabilitation loan services including accounting, loan payment processing and processing deeds and lien releases.

**Financing**

	Fund Type	Grant Year	Grant	Funded Amount	Drawn In Program Year	Drawn Thru Program Year
CDBG	EN	Pre-2015		\$1,416.57	\$0.00	\$0.00
		2014	B14MC060008		\$1,416.57	\$1,416.57
		2015	B15MC060008	\$28,045.03	\$28,045.03	\$28,045.03
<b>Total</b>	<b>Total</b>			<b>\$29,461.60</b>	<b>\$29,461.60</b>	<b>\$29,461.60</b>

**Proposed Accomplishments**

Housing Units : 280

**Actual Accomplishments**

*Number assisted:*

	Owner		Renter		Total		Person	
	Total	Hispanic	Total	Hispanic	Total	Hispanic	Total	Hispanic
White:	50	9	0	0	50	9	0	0
Black/African American:	38	0	0	0	38	0	0	0
Asian:	5	0	0	0	5	0	0	0
American Indian/Alaskan Native:	0	0	0	0	0	0	0	0
Native Hawaiian/Other Pacific Islander:	0	0	0	0	0	0	0	0
American Indian/Alaskan Native & White:	0	0	0	0	0	0	0	0
Asian White:	0	0	0	0	0	0	0	0
Black/African American & White:	0	0	0	0	0	0	0	0
American Indian/Alaskan Native & Black/African American:	0	0	0	0	0	0	0	0
Other multi-racial:	1	0	0	0	1	0	0	0
Asian/Pacific Islander:	0	0	0	0	0	0	0	0
Hispanic:	0	0	0	0	0	0	0	0
<b>Total:</b>	<b>94</b>	<b>9</b>	<b>0</b>	<b>0</b>	<b>94</b>	<b>9</b>	<b>0</b>	<b>0</b>





U.S. Department of Housing and Urban Development  
Office of Community Planning and Development  
Integrated Disbursement and Information System  
CDBG Activity Summary Report (GPR) for Program Year 2016  
BERKELEY

Date: 29-Sep-2017  
Time: 13:36  
Page: 121


Female-headed Households: 43 0 43

*Income Category:*

	<b>Owner</b>	<b>Renter</b>	<b>Total</b>	<b>Person</b>
Extremely Low	28	0	28	0
Low Mod	39	0	39	0
Moderate	26	0	26	0
Non Low Moderate	1	0	1	0
Total	94	0	94	0
Percent Low/Mod	98.9%		98.9%	

**Annual Accomplishments**

<b>Years</b>	<b>Accomplishment Narrative</b>	<b># Benefitting</b>
2016	City staff serviced 289 loans of which 94 were single family rehab for which demographic data is collected. The remaining loans are for the City's Housing Trust Fund and for Economic Development loans. \$28,864 was unspent and recaptured.	



U.S. Department of Housing and Urban Development  
 Office of Community Planning and Development  
 Integrated Disbursement and Information System  
 CDBG Activity Summary Report (GPR) for Program Year 2016  
 BERKELEY

Date: 29-Sep-2017  
 Time: 13:36  
 Page: 122

**PGM Year:** 2016  
**Project:** 0004 - Housing Services  
**IDIS Activity:** 960 - COB Senior and Disabled Rehab Program

**Status:** Completed 8/18/2017 12:00:00 AM  
**Location:** Address Suppressed  
**Objective:** Create suitable living environments  
**Outcome:** Availability/accessibility  
**Matrix Code:** Rehabilitation Administration (14H)      **National Objective:** LMC

**Initial Funding Date:** 10/12/2016

**Description:**  
 This project funds City staff to carry out rehabilitation of homes for low-income seniors and the disabled.

**Financing**

	Fund Type	Grant Year	Grant	Funded Amount	Drawn In Program Year	Drawn Thru Program Year
CDBG	EN	2015	B15MC060008	\$203,006.59	\$203,006.59	\$203,006.59
<b>Total</b>	<b>Total</b>			<b>\$203,006.59</b>	<b>\$203,006.59</b>	<b>\$203,006.59</b>

**Proposed Accomplishments**

**Actual Accomplishments**

*Number assisted:*

	Owner		Renter		Total		Person	
	Total	Hispanic	Total	Hispanic	Total	Hispanic	Total	Hispanic
White:	0	0	0	0	0	0	0	0
Black/African American:	0	0	0	0	0	0	0	0
Asian:	0	0	0	0	0	0	0	0
American Indian/Alaskan Native:	0	0	0	0	0	0	0	0
Native Hawaiian/Other Pacific Islander:	0	0	0	0	0	0	0	0
American Indian/Alaskan Native & White:	0	0	0	0	0	0	0	0
Asian White:	0	0	0	0	0	0	0	0
Black/African American & White:	0	0	0	0	0	0	0	0
American Indian/Alaskan Native & Black/African American:	0	0	0	0	0	0	0	0
Other multi-racial:	0	0	0	0	0	0	0	0
Asian/Pacific Islander:	0	0	0	0	0	0	0	0
Hispanic:	0	0	0	0	0	0	0	0
<b>Total:</b>	<b>0</b>	<b>0</b>	<b>0</b>	<b>0</b>	<b>0</b>	<b>0</b>	<b>0</b>	<b>0</b>
Female-headed Households:	0		0		0			

*Income Category:*

	Owner	Renter	Total	Person
--	-------	--------	-------	--------



U.S. Department of Housing and Urban Development  
Office of Community Planning and Development  
Integrated Disbursement and Information System  
CDBG Activity Summary Report (GPR) for Program Year 2016  
BERKELEY

Date: 29-Sep-2017

Time: 13:36

Page: 123

Extremely Low	0	0	0	0
Low Mod	0	0	0	0
Moderate	0	0	0	0
Non Low Moderate	0	0	0	0
Total	0	0	0	0
Percent Low/Mod				

**Annual Accomplishments**

No data returned for this view. This might be because the applied filter excludes all data.



U.S. Department of Housing and Urban Development  
 Office of Community Planning and Development  
 Integrated Disbursement and Information System  
 CDBG Activity Summary Report (GPR) for Program Year 2016  
 BERKELEY

Date: 29-Sep-2017  
 Time: 13:36  
 Page: 124

**PGM Year:** 2016  
**Project:** 0004 - Housing Services  
**IDIS Activity:** 961 - COB Multi-Family Housing Development

**Status:** Completed 8/18/2017 12:00:00 AM      **Objective:** Provide decent affordable housing  
**Location:** Address Suppressed      **Outcome:** Affordability  
**Matrix Code:** Rehab; Multi-Unit Residential (14B)      **National Objective:** LMH

**Initial Funding Date:** 11/15/2016

**Description:**

Staff will provide services related to renovation projects that are funded through City's Housing Trust Fund (HTF).

**Financing**

	Fund Type	Grant Year	Grant	Funded Amount	Drawn In Program Year	Drawn Thru Program Year
CDBG	EN	2016	B16MC060008	\$349,532.91	\$349,532.91	\$349,532.91
<b>Total</b>	<b>Total</b>			<b>\$349,532.91</b>	<b>\$349,532.91</b>	<b>\$349,532.91</b>

**Proposed Accomplishments**

**Actual Accomplishments**

*Number assisted:*

	Owner		Renter		Total		Person	
	Total	Hispanic	Total	Hispanic	Total	Hispanic	Total	Hispanic
White:	0	0	0	0	0	0		0
Black/African American:	0	0	0	0	0	0	0	0
Asian:	0	0	0	0	0	0	0	0
American Indian/Alaskan Native:	0	0	0	0	0	0	0	0
Native Hawaiian/Other Pacific Islander:	0	0	0	0	0	0	0	0
American Indian/Alaskan Native & White:	0	0	0	0	0	0	0	0
Asian White:	0	0	0	0	0	0	0	0
Black/African American & White:	0	0	0	0	0	0	0	0
American Indian/Alaskan Native & Black/African American:	0	0	0	0	0	0	0	0
Other multi-racial:	0	0	0	0	0	0	0	0
Asian/Pacific Islander:	0	0	0	0	0	0	0	0
Hispanic:	0	0	0	0	0	0	0	0
<b>Total:</b>	<b>0</b>	<b>0</b>	<b>0</b>	<b>0</b>	<b>0</b>	<b>0</b>	<b>0</b>	<b>0</b>
Female-headed Households:	0		0		0			

*Income Category:*

**Owner    Renter    Total    Person**



U.S. Department of Housing and Urban Development  
Office of Community Planning and Development  
Integrated Disbursement and Information System  
CDBG Activity Summary Report (GPR) for Program Year 2016  
BERKELEY

Date: 29-Sep-2017

Time: 13:36

Page: 125

Extremely Low	0	0	0	0
Low Mod	0	0	0	0
Moderate	0	0	0	0
Non Low Moderate	0	0	0	0
Total	0	0	0	0
Percent Low/Mod				

**Annual Accomplishments**

<b>Years</b>	<b>Accomplishment Narrative</b>	<b># Benefiting</b>
2016	City of Berkeley staff worked on a number of Housing Trust Fund Projects including William Bryon Rumford Plaza 815), Harper Crossing 193) and Grayson (849). Accomplishments will be reported under these activities. \$42,474 was unspent and will be recaptured.	



U.S. Department of Housing and Urban Development  
 Office of Community Planning and Development  
 Integrated Disbursement and Information System  
 CDBG Activity Summary Report (GPR) for Program Year 2016  
 BERKELEY

Date: 29-Sep-2017  
 Time: 13:36  
 Page: 126

**PGM Year:** 2016  
**Project:** 0006 - Community Facility Rehabilitation  
**IDIS Activity:** 963 - COB - Public Facilities Project Management

**Status:** Completed 8/18/2017 12:00:00 AM  
**Location:** Address Suppressed  
**Objective:** Create suitable living environments  
**Outcome:** Sustainability  
**Matrix Code:** Public Facilities and Improvement (General) (03)  
**National Objective:** LMC

**Initial Funding Date:** 10/12/2016

**Description:**

This activity funds City of Berkeley staff to provide project management services to public facility improvement projects.

**Financing**

	Fund Type	Grant Year	Grant	Funded Amount	Drawn In Program Year	Drawn Thru Program Year
CDBG	EN	2015	B15MC060008	\$124,734.57	\$124,734.57	\$124,734.57
<b>Total</b>	<b>Total</b>			<b>\$124,734.57</b>	<b>\$124,734.57</b>	<b>\$124,734.57</b>

**Proposed Accomplishments**

**Actual Accomplishments**

*Number assisted:*

	Owner		Renter		Total		Person	
	Total	Hispanic	Total	Hispanic	Total	Hispanic	Total	Hispanic
White:	0	0	0	0	0	0		0
Black/African American:	0	0	0	0	0	0	0	0
Asian:	0	0	0	0	0	0	0	0
American Indian/Alaskan Native:	0	0	0	0	0	0	0	0
Native Hawaiian/Other Pacific Islander:	0	0	0	0	0	0	0	0
American Indian/Alaskan Native & White:	0	0	0	0	0	0	0	0
Asian White:	0	0	0	0	0	0	0	0
Black/African American & White:	0	0	0	0	0	0	0	0
American Indian/Alaskan Native & Black/African American:	0	0	0	0	0	0	0	0
Other multi-racial:	0	0	0	0	0	0	0	0
Asian/Pacific Islander:	0	0	0	0	0	0	0	0
Hispanic:	0	0	0	0	0	0	0	0
<b>Total:</b>	<b>0</b>	<b>0</b>	<b>0</b>	<b>0</b>	<b>0</b>	<b>0</b>	<b>0</b>	<b>0</b>
Female-headed Households:	0		0		0			

*Income Category:*

**Owner    Renter    Total    Person**



U.S. Department of Housing and Urban Development  
Office of Community Planning and Development  
Integrated Disbursement and Information System  
CDBG Activity Summary Report (GPR) for Program Year 2016  
BERKELEY

Date: 29-Sep-2017

Time: 13:36

Page: 127

Extremely Low	0	0	0	0
Low Mod	0	0	0	0
Moderate	0	0	0	0
Non Low Moderate	0	0	0	0
Total	0	0	0	0
Percent Low/Mod				

**Annual Accomplishments**

No data returned for this view. This might be because the applied filter excludes all data.



U.S. Department of Housing and Urban Development  
 Office of Community Planning and Development  
 Integrated Disbursement and Information System  
 CDBG Activity Summary Report (GPR) for Program Year 2016  
 BERKELEY

Date: 29-Sep-2017  
 Time: 13:36  
 Page: 128

**PGM Year:** 2016  
**Project:** 0001 - City of Berkeley Planning and Administration  
**IDIS Activity:** 964 - CDBG Planning and Administration

**Status:** Completed 9/28/2017 12:00:00 AM  
**Location:** ,

**Objective:**  
**Outcome:**  
**Matrix Code:** General Program Administration (21A)      **National Objective:**

**Initial Funding Date:** 10/12/2016

**Description:**

This activity is for general CDBG Planning and Administration.

**Financing**

	Fund Type	Grant Year	Grant	Funded Amount	Drawn In Program Year	Drawn Thru Program Year
CDBG	EN	Pre-2015		\$208.00	\$0.00	\$0.00
		2014	B14MC060008		\$208.00	\$208.00
		2015	B15MC060008	\$131,335.84	\$131,335.84	\$131,335.84
		2016	B16MC060008	\$237,120.34	\$237,120.34	\$237,120.34
<b>Total</b>	<b>Total</b>			<b>\$368,664.18</b>	<b>\$368,664.18</b>	<b>\$368,664.18</b>

**Proposed Accomplishments**

**Actual Accomplishments**

*Number assisted:*

	Owner		Renter		Total		Person	
	Total	Hispanic	Total	Hispanic	Total	Hispanic	Total	Hispanic
White:					0	0		
Black/African American:					0	0		
Asian:					0	0		
American Indian/Alaskan Native:					0	0		
Native Hawaiian/Other Pacific Islander:					0	0		
American Indian/Alaskan Native & White:					0	0		
Asian White:					0	0		
Black/African American & White:					0	0		
American Indian/Alaskan Native & Black/African American:					0	0		
Other multi-racial:					0	0		
Asian/Pacific Islander:					0	0		
Hispanic:					0	0		
<b>Total:</b>	<b>0</b>	<b>0</b>	<b>0</b>	<b>0</b>	<b>0</b>	<b>0</b>	<b>0</b>	<b>0</b>





U.S. Department of Housing and Urban Development  
Office of Community Planning and Development  
Integrated Disbursement and Information System  
CDBG Activity Summary Report (GPR) for Program Year 2016  
BERKELEY

Date: 29-Sep-2017

Time: 13:36

Page: 129

Female-headed Households:

0

*Income Category:*

	<b>Owner</b>	<b>Renter</b>	<b>Total</b>	<b>Person</b>
Extremely Low			0	
Low Mod			0	
Moderate			0	
Non Low Moderate			0	
Total	0	0	0	0
Percent Low/Mod				

**Annual Accomplishments**

No data returned for this view. This might be because the applied filter excludes all data.



U.S. Department of Housing and Urban Development  
 Office of Community Planning and Development  
 Integrated Disbursement and Information System  
 CDBG Activity Summary Report (GPR) for Program Year 2016  
 BERKELEY

Date: 29-Sep-2017  
 Time: 13:36  
 Page: 130

**PGM Year:** 2016  
**Project:** 0001 - City of Berkeley Planning and Administration  
**IDIS Activity:** 970 - City of Berkeley Support Costs

**Status:** Completed 8/18/2017 12:00:00 AM  
**Location:** ,

**Objective:**  
**Outcome:**  
**Matrix Code:** Indirect Costs (21B) **National Objective:**

**Initial Funding Date:** 11/15/2016

**Description:**  
 Funding for indirect costs that support the CDBG program.

**Financing**

	Fund Type	Grant Year	Grant	Funded Amount	Drawn In Program Year	Drawn Thru Program Year
CDBG	EN	2016	B16MC060008	\$132,911.04	\$132,911.04	\$132,911.04
<b>Total</b>	<b>Total</b>			<b>\$132,911.04</b>	<b>\$132,911.04</b>	<b>\$132,911.04</b>

**Proposed Accomplishments**

**Actual Accomplishments**

*Number assisted:*

	<b>Owner</b>		<b>Renter</b>		<b>Total</b>		<b>Person</b>	
	Total	Hispanic	Total	Hispanic	Total	Hispanic	Total	Hispanic
White:					0	0		
Black/African American:					0	0		
Asian:					0	0		
American Indian/Alaskan Native:					0	0		
Native Hawaiian/Other Pacific Islander:					0	0		
American Indian/Alaskan Native & White:					0	0		
Asian White:					0	0		
Black/African American & White:					0	0		
American Indian/Alaskan Native & Black/African American:					0	0		
Other multi-racial:					0	0		
Asian/Pacific Islander:					0	0		
Hispanic:					0	0		
<b>Total:</b>	<b>0</b>	<b>0</b>	<b>0</b>	<b>0</b>	<b>0</b>	<b>0</b>	<b>0</b>	<b>0</b>
Female-headed Households:					0			

*Income Category:*

**Owner    Renter    Total    Person**



U.S. Department of Housing and Urban Development  
Office of Community Planning and Development  
Integrated Disbursement and Information System  
CDBG Activity Summary Report (GPR) for Program Year 2016  
BERKELEY

Date: 29-Sep-2017

Time: 13:36

Page: 131

Extremely Low			0	
Low Mod			0	
Moderate			0	
Non Low Moderate			0	
Total	0	0	0	0
Percent Low/Mod				

**Annual Accomplishments**

No data returned for this view. This might be because the applied filter excludes all data.



U.S. Department of Housing and Urban Development  
 Office of Community Planning and Development  
 Integrated Disbursement and Information System  
 CDBG Activity Summary Report (GPR) for Program Year 2016  
 BERKELEY

Date: 29-Sep-2017  
 Time: 13:36  
 Page: 132

**PGM Year:** 2016  
**Project:** 0006 - Community Facility Rehabilitation  
**IDIS Activity:** 971 - City of Berkeley Mental Health Clinic

**Status:** Canceled 9/22/2017 6:11:45 PM  
**Location:** 1535 University Ave Berkeley, CA 94703-1422

**Objective:** Create suitable living environments  
**Outcome:** Availability/accessibility  
**Matrix Code:** Public Facilities and Improvement (General) (03)      **National Objective:** LMC

**Initial Funding Date:** 03/27/2017

**Description:**  
 This project will complete interior improvements to the Berkeley Mental Health Clinic to make is suitable for delivering mental health services to Berkeley residents.

**Financing**  
 No data returned for this view. This might be because the applied filter excludes all data.

**Proposed Accomplishments**

Public Facilities : 500

**Actual Accomplishments**

*Number assisted:*

	Owner		Renter		Total		Person	
	Total	Hispanic	Total	Hispanic	Total	Hispanic	Total	Hispanic
White:	0	0	0	0	0	0		0
Black/African American:	0	0	0	0	0	0	0	0
Asian:	0	0	0	0	0	0	0	0
American Indian/Alaskan Native:	0	0	0	0	0	0	0	0
Native Hawaiian/Other Pacific Islander:	0	0	0	0	0	0	0	0
American Indian/Alaskan Native & White:	0	0	0	0	0	0	0	0
Asian White:	0	0	0	0	0	0	0	0
Black/African American & White:	0	0	0	0	0	0	0	0
American Indian/Alaskan Native & Black/African American:	0	0	0	0	0	0	0	0
Other multi-racial:	0	0	0	0	0	0	0	0
Asian/Pacific Islander:	0	0	0	0	0	0	0	0



U.S. Department of Housing and Urban Development  
Office of Community Planning and Development  
Integrated Disbursement and Information System  
CDBG Activity Summary Report (GPR) for Program Year 2016  
BERKELEY

Date: 29-Sep-2017

Time: 13:36

Page: 133

Hispanic:	0	0	0	0	0	0	0	0
<b>Total:</b>	<b>0</b>	<b>0</b>	<b>0</b>	<b>0</b>	<b>0</b>	<b>0</b>	<b>0</b>	<b>0</b>
Female-headed Households:	0		0		0			

*Income Category:*

	<b>Owner</b>	<b>Renter</b>	<b>Total</b>	<b>Person</b>
Extremely Low	0	0	0	0
Low Mod	0	0	0	0
Moderate	0	0	0	0
Non Low Moderate	0	0	0	0
Total	0	0	0	0
Percent Low/Mod				

**Annual Accomplishments**

No data returned for this view. This might be because the applied filter excludes all data.



U.S. Department of Housing and Urban Development  
Office of Community Planning and Development  
Integrated Disbursement and Information System  
CDBG Activity Summary Report (GPR) for Program Year 2016  
BERKELEY


Date: 29-Sep-2017

Time: 13:36

Page: 134

---

<b>Total Funded Amount:</b>	<b>\$8,797,926.64</b>
<b>Total Drawn Thru Program Year:</b>	<b>\$8,068,005.07</b>
<b>Total Drawn In Program Year:</b>	<b>\$3,779,643.36</b>



U.S. Department of Housing and Urban Development  
 Office of Community Planning and Development  
 Integrated Disbursement and Information System  
 CDBG Summary of Accomplishments  
 Program Year: 2016


DATE: 09-29-17  
 TIME: 13:37  
 PAGE: 1

ATTACHMENT 3

BERKELEY

Count of CDBG Activities with Disbursements by Activity Group & Matrix Code

Activity Group	Activity Category	Open Count	Open Activities Disbursed	Completed Count	Completed Activities Disbursed	Program Year Count	Total Activities Disbursed
Acquisition	Acquisition of Real Property (01)	1	\$0.00	0	\$0.00	1	\$0.00
	Clearance and Demolition (04)	1	\$0.00	0	\$0.00	1	\$0.00
	<b>Total Acquisition</b>	<b>2</b>	<b>\$0.00</b>	<b>0</b>	<b>\$0.00</b>	<b>2</b>	<b>\$0.00</b>
Housing	Rehab; Single-Unit Residential (14A)	3	\$30,000.00	11	\$520,832.00	14	\$550,832.00
	Rehab; Multi-Unit Residential (14B)	0	\$0.00	3	\$1,089,532.91	3	\$1,089,532.91
	Rehabilitation Administration (14H)	0	\$0.00	5	\$232,468.19	5	\$232,468.19
	<b>Total Housing</b>	<b>3</b>	<b>\$30,000.00</b>	<b>19</b>	<b>\$1,842,833.10</b>	<b>22</b>	<b>\$1,872,833.10</b>
Public Facilities and Improvements	Public Facilities and Improvement (General) (03)	0	\$0.00	4	\$160,156.57	4	\$160,156.57
	Senior Centers (03A)	1	\$448,986.46	1	\$26,689.00	2	\$475,675.46
	Homeless Facilities (not operating costs) (03C)	2	\$0.00	3	\$0.00	5	\$0.00
	Neighborhood Facilities (03E)	0	\$0.00	2	\$24,575.00	2	\$24,575.00
	Child Care Centers (03M)	1	\$204,546.01	0	\$0.00	1	\$204,546.01
	Health Facilities (03P)	2	\$0.00	4	\$77,533.00	6	\$77,533.00
	Abused and Neglected Children Facilities (03Q)	0	\$0.00	1	\$32,273.00	1	\$32,273.00
	<b>Total Public Facilities and Improvements</b>	<b>6</b>	<b>\$653,532.47</b>	<b>15</b>	<b>\$321,226.57</b>	<b>21</b>	<b>\$974,759.04</b>
Public Services	Operating Costs of Homeless/AIDS Patients Programs (03T)	0	\$0.00	5	\$301,978.00	5	\$301,978.00
	Public Services (General) (05)	0	\$0.00	1	\$0.00	1	\$0.00
	Youth Services (05D)	0	\$0.00	2	\$0.00	2	\$0.00
	Employment Training (05H)	0	\$0.00	3	\$93,566.00	3	\$93,566.00
	Fair Housing Activities (if CDBG, then subject to 15% cap) (05J)	0	\$0.00	2	\$34,932.00	2	\$34,932.00
	<b>Total Public Services</b>	<b>0</b>	<b>\$0.00</b>	<b>13</b>	<b>\$430,476.00</b>	<b>13</b>	<b>\$430,476.00</b>
General Administration and Planning	General Program Administration (21A)	0	\$0.00	2	\$368,664.18	2	\$368,664.18
	Indirect Costs (21B)	0	\$0.00	2	\$132,911.04	2	\$132,911.04
	<b>Total General Administration and Planning</b>	<b>0</b>	<b>\$0.00</b>	<b>4</b>	<b>\$501,575.22</b>	<b>4</b>	<b>\$501,575.22</b>
<b>Grand Total</b>		<b>11</b>	<b>\$683,532.47</b>	<b>51</b>	<b>\$3,096,110.89</b>	<b>62</b>	<b>\$3,779,643.36</b>



U.S. Department of Housing and Urban Development  
 Office of Community Planning and Development  
 Integrated Disbursement and Information System  
 CDBG Summary of Accomplishments  
 Program Year: 2016


DATE: 09-29-17  
 TIME: 13:37  
 PAGE: 2

BERKELEY

CDBG Sum of Actual Accomplishments by Activity Group and Accomplishment Type

Activity Group	Matrix Code	Accomplishment Type	Open Count	Completed Count	Program Year Totals
Acquisition	Acquisition of Real Property (01)	Housing Units	0	0	0
	Clearance and Demolition (04)	Housing Units	0	0	0
	Total Acquisition		0	0	0
Housing	Rehab; Single-Unit Residential (14A)	Housing Units	0	378	378
	Rehab; Multi-Unit Residential (14B)	Housing Units	0	43	43
	Rehabilitation Administration (14H)	Housing Units	0	282	282
	Total Housing		0	703	703
Public Facilities and Improvements	Public Facilities and Improvement (General) (03)	Public Facilities	0	6,468	6,468
	Senior Centers (03A)	Public Facilities	0	29	29
	Homeless Facilities (not operating costs) (03C)	Public Facilities	0	558	558
	Neighborhood Facilities (03E)	Public Facilities	0	1,649	1,649
	Child Care Centers (03M)	Public Facilities	0	0	0
	Health Facilities (03P)	Public Facilities	0	6,868	6,868
	Abused and Neglected Children Facilities (03Q)	Public Facilities	0	15	15
	Total Public Facilities and Improvements		0	15,587	15,587
Public Services	Operating Costs of Homeless/AIDS Patients Programs (03T)	Persons	0	3,350	3,350
	Public Services (General) (05)	Persons	0	541	541
	Youth Services (05D)	Persons	0	475	475
	Employment Training (05H)	Persons	0	82	82
	Fair Housing Activities (if CDBG, then subject to 15% cap) (05J)	Persons	0	142	142
	Total Public Services		0	4,590	4,590
Grand Total			0	20,880	20,880






U.S. Department of Housing and Urban Development  
 Office of Community Planning and Development  
 Integrated Disbursement and Information System  
 CDBG Summary of Accomplishments  
 Program Year: 2016

DATE: 09-29-17  
 TIME: 13:37  
 PAGE: 3

BERKELEY

CDBG Beneficiaries by Racial / Ethnic Category

Housing-Non Housing	Race	Total Persons	Total Hispanic		
			Persons	Total Households	
				Total Hispanic Households	
Housing	White	0	0	298	43
	Black/African American	0	0	316	1
	Asian	0	0	44	0
	American Indian/Alaskan Native	0	0	6	0
	Native Hawaiian/Other Pacific Islander	0	0	4	0
	American Indian/Alaskan Native & White	0	0	3	1
	Asian & White	0	0	3	0
	Black/African American & White	0	0	2	0
	Amer. Indian/Alaskan Native & Black/African Amer.	0	0	2	0
	Other multi-racial	0	0	25	14
	<b>Total Housing</b>		<b>0</b>	<b>0</b>	<b>703</b>
Non Housing	White	5,382	514	0	0
	Black/African American	7,270	164	0	0
	Asian	1,368	19	0	0
	American Indian/Alaskan Native	200	56	0	0
	Native Hawaiian/Other Pacific Islander	117	22	0	0
	American Indian/Alaskan Native & White	53	15	0	0
	Asian & White	30	4	0	0
	Black/African American & White	151	11	0	0
	Amer. Indian/Alaskan Native & Black/African Amer.	105	8	0	0
	Other multi-racial	5,501	1,659	0	0
	<b>Total Non Housing</b>	<b>20,177</b>	<b>2,472</b>	<b>0</b>	<b>0</b>
Grand Total	White	5,382	514	298	43
	Black/African American	7,270	164	316	1
	Asian	1,368	19	44	0
	American Indian/Alaskan Native	200	56	6	0
	Native Hawaiian/Other Pacific Islander	117	22	4	0
	American Indian/Alaskan Native & White	53	15	3	1
	Asian & White	30	4	3	0
Black/African American & White	151	11	2	0	




U.S. Department of Housing and Urban Development  
Office of Community Planning and Development  
Integrated Disbursement and Information System  
CDBG Summary of Accomplishments  
Program Year: 2016

DATE: 09-29-17  
TIME: 13:37  
PAGE: 4

BERKELEY


Housing-Non Housing	Race	Total Hispanic		Total Hispanic	
		Total Persons	Persons	Total Households	Households
Grand Total	Amer. Indian/Alaskan Native & Black/African Amer.	105	8	2	0
	Other multi-racial	5,501	1,659	25	14
	Total Grand Total	20,177	2,472	703	59



BERKELEY

CDBG Beneficiaries by Income Category

	Income Levels	Owner Occupied	Renter Occupied	Persons
Housing	Extremely Low (<=30%)	76	17	0
	Low (>30% and <=50%)	78	5	0
	Mod (>50% and <=80%)	37	1	0
	Total Low-Mod	191	23	0
	Non Low-Mod (>80%)	1	1	0
	Total Beneficiaries	192	24	0
Non Housing	Extremely Low (<=30%)	0	0	4,657
	Low (>30% and <=50%)	0	0	1,101
	Mod (>50% and <=80%)	0	0	260
	Total Low-Mod	0	0	6,018
	Non Low-Mod (>80%)	0	0	113
	Total Beneficiaries	0	0	6,131



Program Year: 2016  
Start Date 01-Jul-2016 - End Date 30-Jun-2017  
BERKELEY  
Home Disbursements and Unit Completions


<b>Activity Type</b>	<b>Disbursed Amount</b>	<b>Units Completed</b>	<b>Units Occupied</b>
Rentals	\$1,892,000.00	15	15
Total, Rentals and TBRA	\$1,892,000.00	15	15
<b>Grand Total</b>	<b>\$1,892,000.00</b>	<b>15</b>	<b>15</b>

Home Unit Completions by Percent of Area Median Income

Activity Type	Units Completed					
	0% - 30%	31% - 50%	51% - 60%	61% - 80%	Total 0% - 60%	Total 0% - 80%
Rentals	9	2	3	1	14	15
Total, Rentals and TBRA	9	2	3	1	14	15
<b>Grand Total</b>	<b>9</b>	<b>2</b>	<b>3</b>	<b>1</b>	<b>14</b>	<b>15</b>

Home Unit Reported As Vacant

<b>Activity Type</b>	<b>Reported as Vacant</b>
Rentals	0
Total, Rentals and TBRA	0
<b>Grand Total</b>	<b>0</b>



Program Year: 2016


Start Date 01-Jul-2016 - End Date 30-Jun-2017

BERKELEY

Home Unit Completions by Racial / Ethnic Category

	<u>Rentals</u>	
	Units Completed	Units Completed - Hispanics
White	7	0
Black/African American	4	0
Asian	2	0
Other multi-racial	2	0
Total	15	0


	<u>Total, Rentals and TBRA</u>		<u>Grand Total</u>	
	Units Completed	Units Completed - Hispanics	Units Completed	Units Completed - Hispanics
White	7	0	7	0
Black/African American	4	0	4	0
Asian	2	0	2	0
Other multi-racial	2	0	2	0
Total	15	0	15	0



Office of Community Planning and Development  
U.S. Department of Housing and Urban Development  
Integrated Disbursement and Information System  
PR26 - CDBG Financial Summary Report  
Program Year 2016  
BERKELEY , CA

DATE: 09-28-17  
TIME: 13:32  
PAGE: 1

PART I: SUMMARY OF CDBG RESOURCES	
01 UNEXPENDED CDBG FUNDS AT END OF PREVIOUS PROGRAM YEAR	5,733,578.95
02 ENTITLEMENT GRANT	2,476,078.00
03 SURPLUS URBAN RENEWAL	0.00
04 SECTION 108 GUARANTEED LOAN FUNDS	0.00
05 CURRENT YEAR PROGRAM INCOME	255,535.55
05a CURRENT YEAR SECTION 108 PROGRAM INCOME (FOR SI TYPE)	0.00
06 FUNDS RETURNED TO THE LINE-OF-CREDIT	0.00
06a FUNDS RETURNED TO THE LOCAL CDBG ACCOUNT	0.00
07 ADJUSTMENT TO COMPUTE TOTAL AVAILABLE	0.00
08 TOTAL AVAILABLE (SUM, LINES 01-07)	8,465,192.50
PART II: SUMMARY OF CDBG EXPENDITURES	
09 DISBURSEMENTS OTHER THAN SECTION 108 REPAYMENTS AND PLANNING/ADMINISTRATION	3,278,068.14
10 ADJUSTMENT TO COMPUTE TOTAL AMOUNT SUBJECT TO LOW/MOD BENEFIT	0.00
11 AMOUNT SUBJECT TO LOW/MOD BENEFIT (LINE 09 + LINE 10)	3,278,068.14
12 DISBURSED IN IDIS FOR PLANNING/ADMINISTRATION	501,575.22
13 DISBURSED IN IDIS FOR SECTION 108 REPAYMENTS	0.00
14 ADJUSTMENT TO COMPUTE TOTAL EXPENDITURES	0.00
15 TOTAL EXPENDITURES (SUM, LINES 11-14)	3,779,643.36
16 UNEXPENDED BALANCE (LINE 08 - LINE 15)	4,685,549.14
PART III: LOWMOD BENEFIT THIS REPORTING PERIOD	
17 EXPENDED FOR LOW/MOD HOUSING IN SPECIAL AREAS	0.00
18 EXPENDED FOR LOW/MOD MULTI-UNIT HOUSING	1,089,533.00
19 DISBURSED FOR OTHER LOW/MOD ACTIVITIES	2,188,535.23
20 ADJUSTMENT TO COMPUTE TOTAL LOW/MOD CREDIT	0.00
21 TOTAL LOW/MOD CREDIT (SUM, LINES 17-20)	3,278,068.23
22 PERCENT LOW/MOD CREDIT (LINE 21/LINE 11)	100.00%
LOW/MOD BENEFIT FOR MULTI-YEAR CERTIFICATIONS	
23 PROGRAM YEARS(PY) COVERED IN CERTIFICATION	PY: 2016 PY: 2017 PY: 2018
24 CUMULATIVE NET EXPENDITURES SUBJECT TO LOW/MOD BENEFIT CALCULATION	0.00
25 CUMULATIVE EXPENDITURES BENEFITING LOW/MOD PERSONS	0.00
26 PERCENT BENEFIT TO LOW/MOD PERSONS (LINE 25/LINE 24)	0.00%
PART IV: PUBLIC SERVICE (PS) CAP CALCULATIONS	
27 DISBURSED IN IDIS FOR PUBLIC SERVICES	430,476.00
28 PS UNLIQUIDATED OBLIGATIONS AT END OF CURRENT PROGRAM YEAR	0.00
29 PS UNLIQUIDATED OBLIGATIONS AT END OF PREVIOUS PROGRAM YEAR	0.00
30 ADJUSTMENT TO COMPUTE TOTAL PS OBLIGATIONS	0.00
31 TOTAL PS OBLIGATIONS (LINE 27 + LINE 28 - LINE 29 + LINE 30)	430,476.00
32 ENTITLEMENT GRANT	2,476,078.00
33 PRIOR YEAR PROGRAM INCOME	644,872.79
34 ADJUSTMENT TO COMPUTE TOTAL SUBJECT TO PS CAP	0.00
35 TOTAL SUBJECT TO PS CAP (SUM, LINES 32-34)	3,120,950.79
36 PERCENT FUNDS OBLIGATED FOR PS ACTIVITIES (LINE 31/LINE 35)	13.79%
PART V: PLANNING AND ADMINISTRATION (PA) CAP	
37 DISBURSED IN IDIS FOR PLANNING/ADMINISTRATION	501,575.22
38 PA UNLIQUIDATED OBLIGATIONS AT END OF CURRENT PROGRAM YEAR	0.00
39 PA UNLIQUIDATED OBLIGATIONS AT END OF PREVIOUS PROGRAM YEAR	0.00
40 ADJUSTMENT TO COMPUTE TOTAL PA OBLIGATIONS	0.00
41 TOTAL PA OBLIGATIONS (LINE 37 + LINE 38 - LINE 39 +LINE 40)	501,575.22
42 ENTITLEMENT GRANT	2,476,078.00
43 CURRENT YEAR PROGRAM INCOME	255,535.55
44 ADJUSTMENT TO COMPUTE TOTAL SUBJECT TO PA CAP	0.00
45 TOTAL SUBJECT TO PA CAP (SUM, LINES 42-44)	2,731,613.55
46 PERCENT FUNDS OBLIGATED FOR PA ACTIVITIES (LINE 41/LINE 45)	18.36%



Office of Community Planning and Development  
 U.S. Department of Housing and Urban Development  
 Integrated Disbursement and Information System  
 PR26 - CDBG Financial Summary Report  
 Program Year 2016  
 BERKELEY , CA

DATE: 09-28-17  
 TIME: 13:32  
 PAGE: 2

LINE 17 DETAIL: ACTIVITIES TO CONSIDER IN DETERMINING THE AMOUNT TO ENTER ON LINE 17


Report returned no data.

LINE 18 DETAIL: ACTIVITIES TO CONSIDER IN DETERMINING THE AMOUNT TO ENTER ON LINE 18

Plan Year	IDIS Project	IDIS Activity	Activity Name	Matrix Code	National Objective	Drawn Amount
2011	31	815	William Byron Rumford Plaza	14B	LMH	\$740,000.00
2016	4	961	COB Multi-Family Housing Development	14B	LMH	\$349,532.91
				14B	Matrix Code	<u>\$1,089,532.91</u>
Total						\$1,089,532.91

LINE 19 DETAIL: ACTIVITIES INCLUDED IN THE COMPUTATION OF LINE 19

Plan Year	IDIS Project	IDIS Activity	Voucher Number	Activity Name	Matrix Code	National Objective	Drawn Amount
2011	16	808	6011037	MCI - Foundation Replacement	03	LMC	\$30,000.00
2011	16	808	6031976	MCI - Foundation Replacement	03	LMC	\$5,422.00
2016	6	963	6011037	COB - Public Facilities Project Management	03	LMC	\$53,233.99
2016	6	963	6031976	COB - Public Facilities Project Management	03	LMC	\$35,165.01
2016	6	963	6064733	COB - Public Facilities Project Management	03	LMC	\$36,335.57
					03	Matrix Code	<u>\$160,156.57</u>
2013	13	873	6064733	Alzheimer's Services of the East Bay Side Entry Improvement	03A	LMC	\$26,689.00
2015	5	929	6031976	COB-Aging Services Improvements	03A	LMC	\$448,986.46
					03A	Matrix Code	<u>\$475,675.46</u>
2016	6	944	6011037	RBT: Community Facilities Projects	03E	LMC	\$12,288.00
2016	6	944	6031976	RBT: Community Facilities Projects	03E	LMC	\$6,144.00
2016	6	944	6064733	RBT: Community Facilities Projects	03E	LMC	\$6,143.00
					03E	Matrix Code	<u>\$24,575.00</u>
2012	11	826	6011037	BAHIA - Exterior Improvements	03M	LMC	\$9,375.00
2012	11	826	6031976	BAHIA - Exterior Improvements	03M	LMC	\$195,171.01
					03M	Matrix Code	<u>\$204,546.01</u>
2014	5	900	6082847	Lifelong Dental Clinic Energy Improvements	03P	LMC	\$34,493.00
2014	5	901	6031976	Lifelong Over 60s Health Clinic Improvements	03P	LMC	\$43,040.00
					03P	Matrix Code	<u>\$77,533.00</u>
2013	13	872	6011037	A Better Way Interior Improvements	03Q	LMC	\$32,273.00
					03Q	Matrix Code	<u>\$32,273.00</u>
2016	3	947	6011037	BFHP: Homeless Services - CES	03T	LMC	\$37,278.00
2016	3	947	6064733	BFHP: Homeless Services - CES	03T	LMC	\$37,279.00
2016	3	948	6011037	BFHP: Men's Overnight Shelter	03T	LMC	\$165,536.00
2016	3	952	6011037	WDDC - Homeless Services	03T	LMC	\$55,795.74
2016	3	952	6034541	WDDC - Homeless Services	03T	LMC	\$6,089.26
					03T	Matrix Code	<u>\$301,978.00</u>
2016	3	949	6011037	Biotech Partners, Inc	05H	LMC	\$51,071.00
2016	3	949	6064733	Biotech Partners, Inc	05H	LMC	\$17,023.00
2016	3	951	6011037	RIsing Sun - GETS Program	05H	LMC	\$19,104.00
2016	3	951	6031976	RIsing Sun - GETS Program	05H	LMC	\$6,368.00
					05H	Matrix Code	<u>\$93,566.00</u>
2016	3	950	6011037	EBCLC - Fair Housing Services	05J	LMC	\$8,733.00
2016	3	950	6031976	EBCLC - Fair Housing Services	05J	LMC	\$17,466.00
2016	3	950	6064733	EBCLC - Fair Housing Services	05J	LMC	\$8,733.00
					05J	Matrix Code	<u>\$34,932.00</u>
2014	3	888	6011037	Rehab Loans SDRP	14A	LMH	\$30,000.00
2016	4	943	6011037	RBT - Safe Home Project	14A	LMH	\$49,140.00
2016	4	943	6031976	RBT - Safe Home Project	14A	LMH	\$24,570.00
2016	4	943	6064733	RBT - Safe Home Project	14A	LMH	\$24,569.00



Office of Community Planning and Development  
 U.S. Department of Housing and Urban Development  
 Integrated Disbursement and Information System  
 PR26 - CDBG Financial Summary Report  
 Program Year 2016  
 BERKELEY , CA

DATE: 09-28-17  
 TIME: 13:32  
 PAGE: 3

Plan Year	IDIS Project	IDIS Activity	Voucher Number	Activity Name	Matrix Code	National Objective	Drawn Amount
2016	4	945	6011037	Community Energy Services Corporation - Home Repair Program	14A	LMH	\$141,168.00
2016	4	945	6031976	Community Energy Services Corporation - Home Repair Program	14A	LMH	\$70,583.00
2016	4	945	6064733	Community Energy Services Corporation - Home Repair Program	14A	LMH	\$70,583.00
2016	4	946	6011037	CIL - Residential Access for the Disabled	14A	LMH	\$35,055.00
2016	4	946	6064733	CIL - Residential Access for the Disabled	14A	LMH	\$105,164.00
					14A	Matrix Code	\$550,832.00
2016	4	959	6011037	Loan Services	14H	LMC	\$14,959.70
2016	4	959	6031976	Loan Services	14H	LMC	\$7,394.34
2016	4	959	6064733	Loan Services	14H	LMC	\$7,107.56
2016	4	960	6011037	COB Senior and Disabled Rehab Program	14H	LMC	\$96,273.12
2016	4	960	6031976	COB Senior and Disabled Rehab Program	14H	LMC	\$54,435.90
2016	4	960	6064733	COB Senior and Disabled Rehab Program	14H	LMC	\$52,297.57
					14H	Matrix Code	\$232,468.19
<b>Total</b>							<b>\$2,188,535.23</b>

LINE 27 DETAIL: ACTIVITIES INCLUDED IN THE COMPUTATION OF LINE 27

Plan Year	IDIS Project	IDIS Activity	Voucher Number	Activity Name	Matrix Code	National Objective	Drawn Amount
2016	3	947	6011037	BFHP: Homeless Services - CES	03T	LMC	\$37,278.00
2016	3	947	6064733	BFHP: Homeless Services - CES	03T	LMC	\$37,279.00
2016	3	948	6011037	BFHP: Men's Overnight Shelter	03T	LMC	\$165,536.00
2016	3	952	6011037	WDDC - Homeless Services	03T	LMC	\$55,795.74
2016	3	952	6034541	WDDC - Homeless Services	03T	LMC	\$6,089.26
					03T	Matrix Code	\$301,978.00
2016	3	949	6011037	Biotech Partners, Inc	05H	LMC	\$51,071.00
2016	3	949	6064733	Biotech Partners, Inc	05H	LMC	\$17,023.00
2016	3	951	6011037	RIsing Sun - GETS Program	05H	LMC	\$19,104.00
2016	3	951	6031976	RIsing Sun - GETS Program	05H	LMC	\$6,368.00
					05H	Matrix Code	\$93,566.00
2016	3	950	6011037	EBCLC - Fair Housing Services	05J	LMC	\$8,733.00
2016	3	950	6031976	EBCLC - Fair Housing Services	05J	LMC	\$17,466.00
2016	3	950	6064733	EBCLC - Fair Housing Services	05J	LMC	\$8,733.00
					05J	Matrix Code	\$34,932.00
<b>Total</b>							<b>\$430,476.00</b>

LINE 37 DETAIL: ACTIVITIES INCLUDED IN THE COMPUTATION OF LINE 37

Plan Year	IDIS Project	IDIS Activity	Voucher Number	Activity Name	Matrix Code	National Objective	Drawn Amount
2016	1	964	6011037	CDBG Planning and Administration	21A		\$157,699.09
2016	1	964	6031976	CDBG Planning and Administration	21A		\$109,297.98
2016	1	964	6064733	CDBG Planning and Administration	21A		\$101,459.11
2016	1	964	6082847	CDBG Planning and Administration	21A		\$208.00
					21A	Matrix Code	\$368,664.18
2016	1	970	6011037	City of Berkeley Support Costs	21B		\$66,455.52
2016	1	970	6031976	City of Berkeley Support Costs	21B		\$22,151.84
2016	1	970	6064733	City of Berkeley Support Costs	21B		\$22,151.84
2016	1	970	6064916	City of Berkeley Support Costs	21B		\$22,151.84
					21B	Matrix Code	\$132,911.04
<b>Total</b>							<b>\$501,575.22</b>



## Systemwide Outcomes and Efficiency Measures

Progress Measure: For all outcome and efficiency goals, programs can meet or exceed the numerical benchmark or show an improvement of 10 percentage points over past year's outcome rates.

Outcomes	Shelter (winter and year round shelters)	Transitional Housing (site based, scattered site, and subsidy-based programs, e.g., Linkages & Project Independence)	Permanent Supportive Housing (site-based and subsidy-based programs [e.g. Shelter + Care and HOST])	Rapid Rehousing (programs w/financial assistance and/or supp. services)
Obtain permanent housing	<i>30% or greater</i> <sup>2</sup>	<i>80%</i>	Increase exits to other perm hsg by 10% over prev year	<i>80%</i>
Maintain/retain permanent housing			95% > 6 mos 85% > 12 mos 65% > 3 years	
Exiting to streets or shelter	<i>&lt;30%</i>			
Exiting to permanent <u>OR</u> interim housing				
Exit with earned income	20%	50%	20%	50%
Of those adults entering with no income, an increase in those who exit with an income	<i>15%</i>	<i>30%</i>	<i>30%</i>	15%
Return to homelessness in 12 months				<10%
<b>Efficiency/Process Measures</b>				
Occupancy	90% single/mix 85% families	90%	95%	
Exit to Known Destination	85%	95%	95%	95%
Time from entry to permanent housing for those obtaining permanent housing	50% of those who gain permanent housing do so within 60 days	Reduce by 10% length of time from entry to permanent housing for programs with ave. stays over 12 mos		Average of 45 days
Other				

Systemwide goal: Returns to Homelessness (as measured by a new entry in HMIS) within 12 months of exit to permanent housing are less than 10%.

<sup>1</sup> For prevention, persons with Housing Status other than "Literally Homeless" are included.

<sup>2</sup> All italicized, underlined numbers are benchmarked on actual performance and subject to annual updating.

<b>Prevention</b> (programs with financial assistance and/or supportive services) <sup>1</sup>	<b>Drop-In Centers</b> (material support and services for homeless or unstably housed, e.g. WDDC, MASC, MSC)	<b>Street Outreach</b> (intended to address housing, e.g. HOPE & MOP)	<b>Service Only-Employment Programs</b> (programs targeted to homeless or housing stability)	<b>Service Only-Services tied to perm. Housing</b> (e.g. Lifelong HHISN or APC Service Center for PH residents)	<b>Services Only- Case mgmt tied to other housing</b> (e.g. RISE, OHFP, APC Service Center for Trans Housing clients)
	<u>35%</u>	<u>25%</u>	<u>40%</u>	Increase exits to other perm hsg by 10% over prev year	<u>65%</u>
<u>90%</u>	90% of those who have housing at entry			95% > 6 mos 85% > 12 mos 65% > 3 years	
			<u>&lt;40%</u>		<u>&lt;20%</u>
	50%	50%			
45%			40%	40%	15%
10%	15%	10%	30%	30%	15%
95%	60%	60%	70%	95%	85%
Average 45 days for those who move; 14 days to first payment for those who stay	50% of those who gain permanent housing do so within 6 months	50% of those who gain perm. housing do so within 6 months	50% of those who gain permanent housing do so within 6 months		Reduce by 10% length of time from entry to permanent housing for programs with average stays over 6 months
			50% of those who gain employment do so within 13 weeks		